

stored energy solutions for a demanding world

Narada

Model: 48NPFC100 (19")

NPFC Series

Narada NPFC series is a complete range of 48V LiFePO₄ (Lithium Iron phosphate) battery products, for a wide variety of applications, such as telecom base station, UPS, renewable energy system, etc., with advanced life, standard size, light weight and strong environmental adaptability.

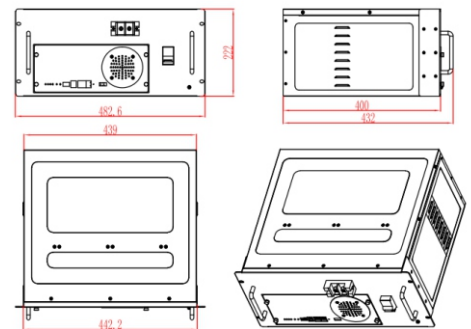


Battery Management System(BMS)

For standard Narada lithium battery module, BMS is applied to monitor voltage, current, temperature of cells and module, take protections against over-charge, over-discharge, over-current, over-temperature, under-temperature and short circuit, etc., and provide cell balancing and current limitation during charging process to ensure a reliable safety and excellent performance.

Meantime, Narada supply customized upper computer software for BMS communication via RS232 or RS485 to set parameters or read monitoring data.

Dimensions-mm



Specifications

Battery Specification		
Rated Voltage		48V
Rated Capacity		100Ah (0.5C to 40.5V @ 25°C)
Discharge Current (Max.)		100A
Discharge End Voltage		40.5V
Charge Current (Recomm.)		20A
Charge Current (Max.)		100A
Charge Voltage		54±0.5V
Dimensions	Width	442.5 mm
	Depth	400mm
	Height	222 mm(5U)
Typical Weight		45.5 Kg
Layout of Front Panel		
Status Indicators		SOC / ALM / RUN
Communication Ports		RS232 / RS485*2
Communication in Parallel		8 modules in maximum
Reset Key		Available
Terminal Size		M6 (Screw size)
LCD Screen		Optional
Breaker		Available
Dry Contact		NC
Operation Environments		
Temperature Range	Discharge	-20 to + 60°C
	Charge	0 to + 60°C
	Storage	0 to + 40°C
Temperature Recommendation	Discharge	+15 to + 35°C
	Charge	+15 to + 35°C
	Storage	+15 to + 30°C
Humidity		5% to 95%

Constant Current Discharge Characteristics (25°C,77°F)

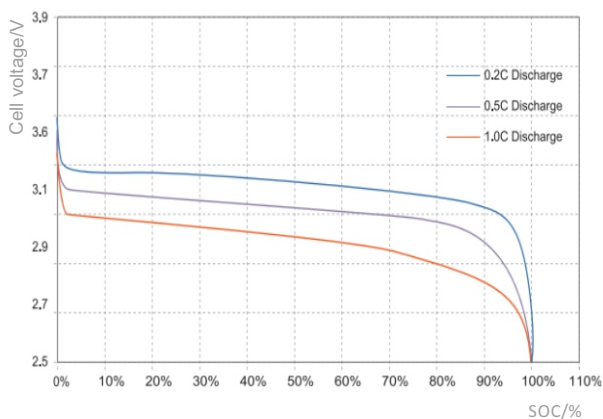
End voltage	Current(A) Time	0.1C	0.15C	0.2C	0.25C	0.3C	0.4C	0.5C	0.6C	0.8C
		Hours								
46.5V		9.56	6.35	4.75	3.78	3.12	2.29	1.79	1.45	1.02
45.0V		9.76	6.49	4.85	3.87	3.21	2.39	1.89	1.57	1.15
43.5V		9.89	6.58	4.92	3.92	3.25	2.42	1.93	1.60	1.19
42.0V		9.98	6.64	4.96	3.96	3.29	2.45	1.94	1.61	1.21
40.5V		10.04	6.68	5.00	3.99	3.31	2.46	1.96	1.63	1.22

Discharge Data with Constant Power (25°C,77°F)

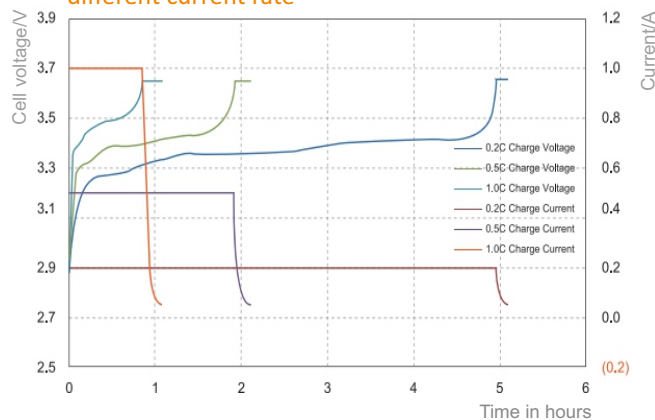
End voltage	Power Time	450W	900W	1350W	1800W	2250W	2700W	3150W
		Hours						
46.5V		10.35	5.11	3.36	2.46	1.92	1.53	1.27
45.0V		10.55	5.22	3.45	2.55	2.02	1.66	1.40
43.5V		10.66	5.28	3.49	2.58	2.06	1.69	1.43
42.0V		10.75	5.32	3.52	2.61	2.07	1.70	1.45
40.5V		10.79	5.35	3.54	2.62	2.09	1.72	1.46

Performance Curves

CC Discharge to 2.5V at different current rate



CC-CV Charge with 3.65V constant voltage and different current rate



NARADA POWER SOURCE CO.,LTD.

Building A, No. 822, Wen'er West Road, Hangzhou, Zhejiang, China

Tel:+86-571-56975980
Website: en.naradapower.com

Fax:+86-571-56975955
E-mail: intl@narada.biz