



6" Polycrystalline PV module 72 cells

Key Features

- UL 1000V Rated**
- Flexible Production***
- Reinforced Module Warranty**
- Reinforced Structure (thicker glass, stronger frame)**
- Ideal for ground mounted systems**
- Salt Mist and Ammonia Resistant**

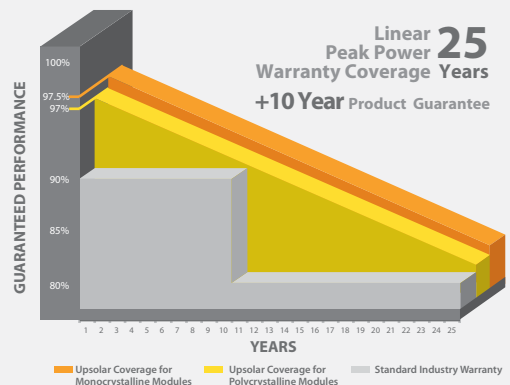


Secure Investment

Upsolar provides industry-leading product coverage for all our modules to ensure our customers achieve superior long-term value from their solar installations. In addition to a 10-year product warranty, which covers unanticipated module damage, Upsolar implements a 25-year performance guarantee known as the Reinforced Module Warranty.

Whereas traditional warranties feature a singular trigger point that results in drastic coverage reductions after just 10 years, our Linear Peak Power Warranty offers a gradual ramp that more accurately corresponds to system performance over 25 years.

Upsolar has teamed up with AIG Energy Warranty, a division of AIG, to provide system owners with a second layer of warranty protection through a deductible-free protection plan** that insures up to 90 percent of equipment costs and delivers peace of mind for years to come.



*Upsolar has expanded its manufacturing operations in Asia, Europe and North America, keeping its modules duty-free in the event of new CVD or AD policies. Please ask about pricing, payment terms and conditions to meet your needs. **Coverage may not be available in all jurisdictions and is subject to actual policy language. Insurance and services provided by member companies of American International Group, Inc.

Electrical Characteristics @ STC*

MODEL	UP-M295P	UP-M300P	UP-M305P	UP-M310P	UP-M315P
Max Power Pm (Wp)	295	300	305	310	315
Max Power Voltage Vm (V)	35.7	35.9	36.1	36.3	36.5
Max Power Current Im (A)	8.26	8.36	8.45	8.54	8.63
Open-Circuit Voltage Voc (V)	45.4	45.6	45.8	46.0	46.2
Short-Circuit Current Isc (A)	8.58	8.66	8.74	8.82	8.90
Module Efficiency	15.2%	15.5%	15.70%	16.0%	16.2%
Maximum System Voltage (V)	1000(IEC)/1000(UL)				
Power Tolerance	0/+3%				
Series Fuse Rating (A)	20A				

*STC: Irradiance 1000 W/m², Module temperature 25°C, AM=1.5

Components & Mechanical Data

Front Glass	High Transparency Tempered Glass 0.157" // 4.0 mm
Junction Box	IP 65 or above
Bypass Diode	3 diodes
Output Cables	1.0 m // IEC, UL approved (4 mm ² , 12AWG) (PV Wire Type)
Connectors	MC4 compatible (IP67, IEC and UL approved)
Frame	Anodized aluminium alloy type 6063-T5
Encapsulation Material	EVA (0.018" // 0.45 mm ± 0.001" // 0.03 mm thickness)
Back Sheet	White multilayer polymer film
Temperature Range	-40°F to +194°F // -40°C to +90°C
Max Load	75 lbs / ft ² (UL Standard) // 5400 Pa (IEC Standards)
Impact Resistance	Steel ball - 1.18 lbs // 535 g dropped from 51" // 1.3 m high

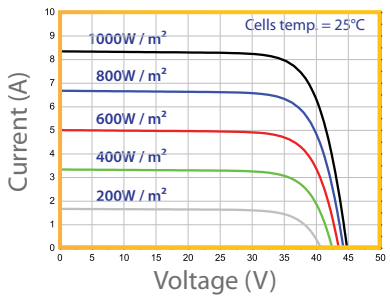
Specifications

Cells	Polycrystalline silicon solar cells 6" x 6" // 156 mm x 156 mm
Number of Cells	72 (6 x 12)
Dimensions (in // mm)	77.01 x 39.06 x 1.57 // 1956 x 992 x 40
Weight (lb // kg)	58.4 // 26.5

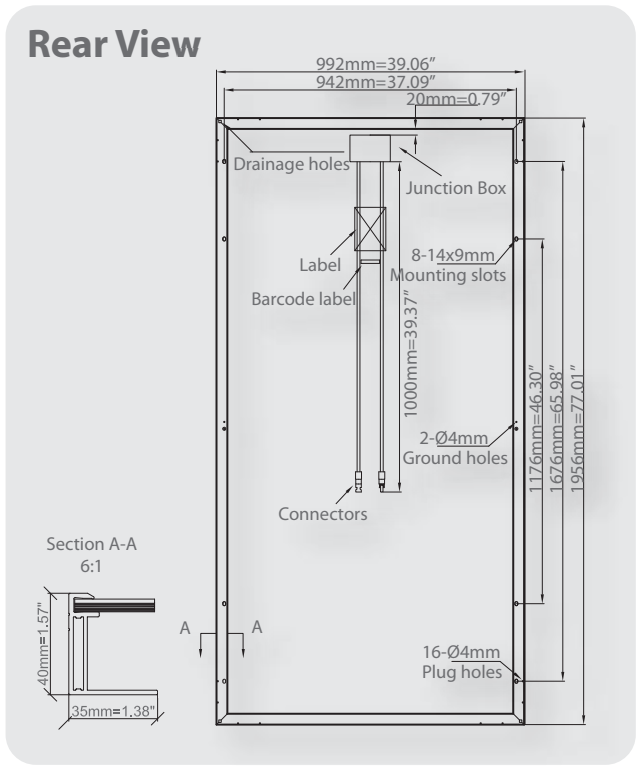
Temperature Coefficients

NOCT (°C)	45 ± 2
Temperature Coefficients of Isc (% / °C)	0.05 ± 0.01
Temperature Coefficients of Voc (% / °C)	-0.30 ± 0.02
Temperature Coefficients of Im (% / °C)	-0.02 ± 0.02
Temperature Coefficients of Vm (% / °C)	-0.42 ± 0.03
Temperature Coefficients of Pm (% / °C)	-0.43 ± 0.05

IV Curves



● Deviation of Vm (V), Im (A), Voc (V) and Isc (A) of ±2.5%



Options Available

SolarEdge Integrated

Tigo Integrated