

Features of LiFePO4 Battery

Longer Cycle Life: Offers up to 20 times longer cycle life and five times longer float/calendar life than lead acid battery, helping to minimize replacement cost and reduce total cost of ownership.

Lighter Weight: About 40% of the weight of a comparable lead acid battery. A 'drop in' replacement for lead acid batteries.

Higher Power: Delivers twice power of lead acid battery, even high discharge rate, while maintaining high energy capacity.

Wider Temperature Range: -20 C~60 C.

Superior Safety: Lithium Iron Phosphate chemistry eliminates the risk of explosion or combustion due to high impact, overcharging or short circuit situation.



Physical Dimension-mm



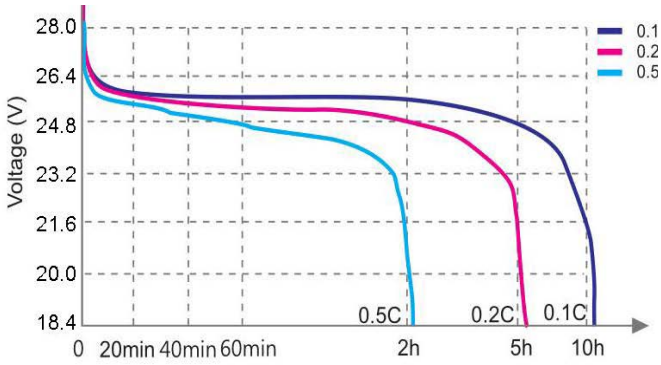
Typical Applications

- Solar/Wind Energy Storage
- Back-up Power for UPS/ EPS
- Telecommunication
- Low Speed Electric Vehicles
- Marine Boats
- DC Power Supply
- Auto Control System
- Power Tools
- Electric Toys

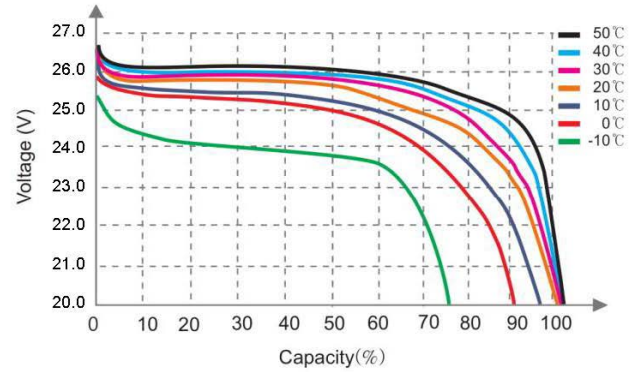
Specification

Electrical Characteristics	Nominal Voltage	25.6V
	Nominal Capacity	100Ah
	Minimum Capacity	100Ah
	Energy	2560Wh
	Cycle Life	>2000 cycles @0.5C 100%DOD
	Months Self Discharge	<3%
	Efficiency of Charge	100% @0.5C
	Efficiency of Discharge	96~99% @0.5C
	BMS Functions	Over charge, over discharge, over current, short circuit and temperature protection
Standard Charge	Charge Voltage	29.2±0.2V
	Charge Mode	0.2C to 29.2V, then 29.2V,charge current to 0.02C (CC/CV)
	Charge Current	20A (Can be customized)
	Max. Charge Current	100A
	Charge Cut-off Voltage	29.2V±0.2V
Standard Discharge	Max Continuous Discharge Current	100A (Can be customized)
	Peak Discharge Current	300A 1-3S
	Discharge Cut-off Voltage	20V±0.5V
Environmental	Charge Temperature	0 °C to 55 °C (32F to 131F) @60±25% Relative Humidity
	Discharge Temperature	-20 °C to 60 °C (-4F to 140F) @60±25% Relative Humidity
	Storage Temperature	-20 °C to 45 °C (-4F to 113F) @60±25% Relative Humidity
	IP Class	IP65
Mechanical	Plastic Case	ABS
	Approx. Dimensions	L522Xw240xH218mm
	Approx. Weight	23.5kgs

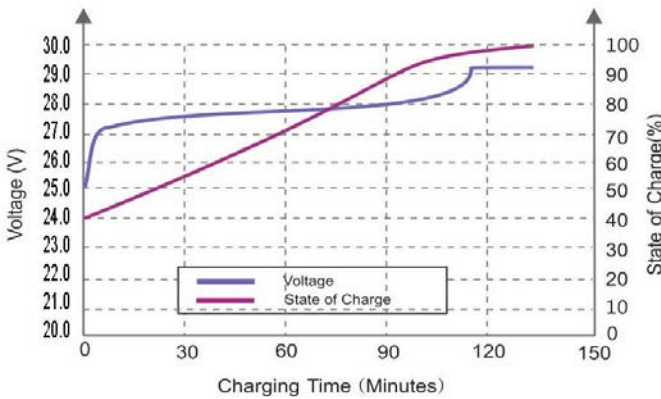
Different Rate Discharge Curve (25°C)



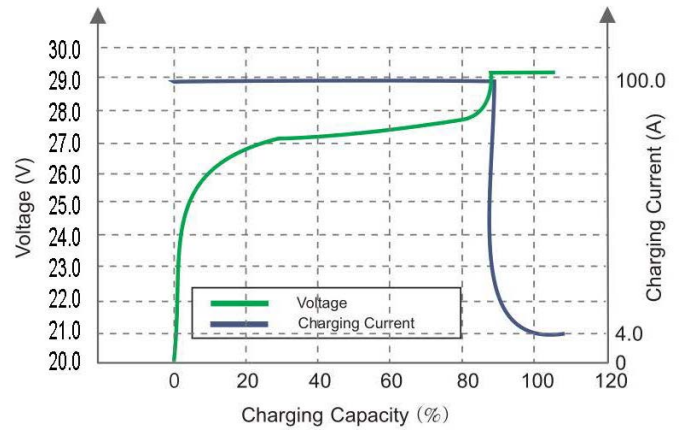
Different Temperature Discharge Curve (0.5C)



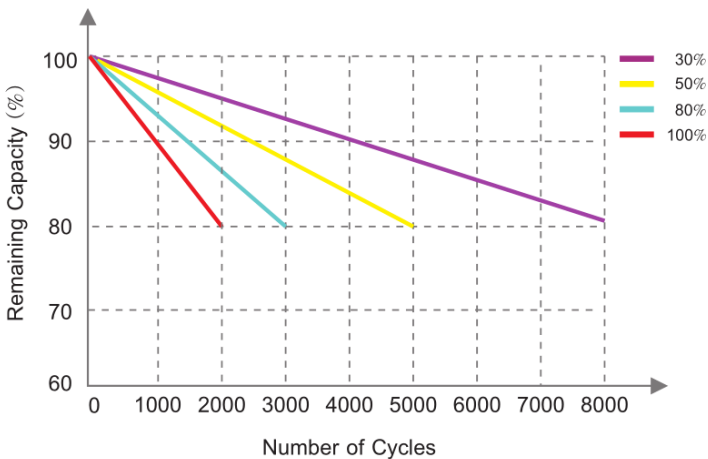
State of Charge Curve (0.5C, 25°C)



Charging Characteristics (0.5C, 25°C)



Different DOD Discharge Cycle Life Curve (0.5C)



Different Temperature Self Discharge Curve

