

product guarantee<sup>1</sup>



linear performance guarantee<sup>1</sup>



# ECO LINE FULL BLACK M72/190 - 210 W

Monocrystalline module family



Longlife tested



Power proofed



Safety provided



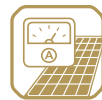
Selection of components



Cross-linking degree test



Performance surplus of 0Wp to 6.49 Wp



Imp sorting



Special packing to avoid micro cracks in the cells



German warrantor

Wherever flexibility is especially sought after, this solar module is in top form. With its dimension in a 1:2 ratio, it can always be optimally arranged in every roof covering and open-field installation. Our 72-cell module portrays a positive image with plus tolerances of 0Wp to 6.49 Wp, through exemplary energy output. This is achieved through high-quality solar cell with highest efficiency at the best possible low light behaviour.

A durable plug-in connection guarantees reliable power contact for every weather. Compatible with current assembly systems through the torsionally stiff and corrosion-free hollow-section frame made of anodised aluminium. Manufactured according to German standards each Luxor solar module is marked by a special level of durability and reliability.

# ECO LINE FULL BLACK M72/190 - 210W

Monocrystalline module family

Module type LX - XXXM/125-72+ | XXX = Rated power Pmpp

## Electrical data at STC

Rated power Pmpp [Wp]	190.00	195.00	200.00	205.00	210.00
Pmpp range to	196.49	201.49	206.49	211.49	216.49
Rated current Impp [A]	5.40	5.46	5.50	5.53	5.60
Rated voltage Vmpp [V]	35.21	35.70	36.38	37.07	37.56
Short-circuit current Isc [A]	5.77	5.80	5.83	5.86	5.89
Open-circuit voltage Uoc [V]	44.75	44.98	45.65	45.89	46.13
Efficiency at STC	15.61%	16.01%	16.42%	16.84%	17.25%
Efficiency at 200 W/m <sup>2</sup>	14.90%	15.13%	15.41%	15.69%	15.97%

## Electrical data at NOCT

Pmpp [Wp]	139.58	143.59	147.16	150.26	154.10
Rated current Impp [A]	4.32	4.37	4.40	4.43	4.48
Rated voltage Vmpp [V]	32.33	32.85	33.45	33.93	34.42
Short-circuit current Isc [A]	4.63	4.66	4.68	4.70	4.73
Open-circuit voltage Uoc [V]	41.00	41.26	41.81	41.89	42.15

Specification as per STC (Standard test conditions): irradiance 1000W/m<sup>2</sup> | module temperature 25°C | AM = 1,5

NOCT (nominal operating cell temperature): irradiance 800W/m<sup>2</sup> | wind speed 1m/sec | temperature 20°C | @45 +/- 2°C | AM = 1,5

## Limiting values

Max. system voltage [V]	1000 V
Max. return current [I]	15 A
Temperature range	-40 to 85°C
Snow-load zone <sup>2</sup>	approval up to SLZ 3 (according to DIN 1055)
Max. pressure load (static) [Pa]	5400
Max. dynamic load [Pa]	2400

## Temperature coefficient

Temperature coefficient [V]   [I]   [P]	-0.30% /°C   0.06% /°C   -0.40% /°C
---	-------------------------------------

## Specifications

Number of cells (matrix)	6 x 12, three strings in a row   125 mm x 125 mm
Module dimensions (L x W x H) <sup>2</sup>   Weight	1580 mm x 808 mm x 35 mm   15.5 kg
Front-side glass	3.2mm hardened solar glass with low iron content
Frame	stable, anodised aluminium frame in a hollow-section design
Socket	plastic (PPO), ventilated and strain-relieved, at least IP65
Cabel	4 mm <sup>2</sup> solar cable, cable length 1.0 m
Diodes	3 Schottky Diodes 15A/45V
Plug-in connection	high-quality plug-in system, (IP67) MC4 or equivalent
Hail test (max. hailstorm)	∅ 45 mm   impact velocity 23 m/s

The specifications and average values can vary slightly. What is important is the corresponding data of the individual measurement. Specifications are subject to change without notice. Measurement tolerance: rated power +/- 3%, other values +/- 10%, all information in this data sheet corresponds to DIN 50380. A potential light-induced degradation of the power after commissioning is not considered here, other information can be found in the installation guidelines.

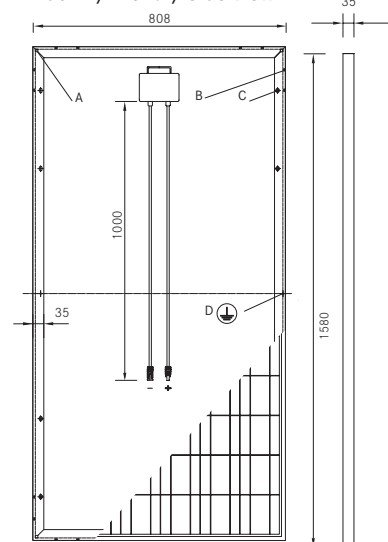
1 The specific warranty conditions are given under [www.luxor-solar.com/download.htm](http://www.luxor-solar.com/download.htm)

2 For standing installation

3 Tolerance L/W = +/- 3 mm, H = the dimensions given in the order confirmation will be decisive

4 Location on request

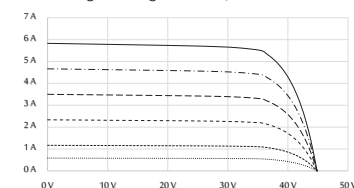
## Back - / Front -/ Side view<sup>3</sup>



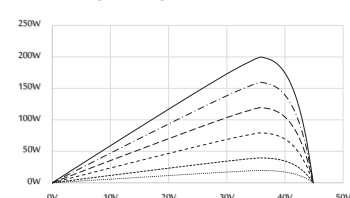
- A: 4 x drainage 10\*10 mm
- B: 8 x ventilation aperture 3\*7 mm
- C: 8 x mounting hole<sup>4</sup> d = 7 mm
- D: 2 x earthing d = 2 mm

## Electrical characteristics

UI-diagramm e.g. LX-200M/125-72+



UP-diagramm e.g. LX-200M/125-72+



- ..... 100 W/m<sup>2</sup>
- 200W/m<sup>2</sup>
- 400 W/m<sup>2</sup>
- 600 W/m<sup>2</sup>
- 800 W/m<sup>2</sup>
- 1000 W/m<sup>2</sup>

Luxor, your specialised company

Guidelines: 2006/95/EG-2006/95/EC,89/336/EWG-89/336/EEC,93/68/EWG-93/68/EEC



The validity of the certificates/listings for a specific country has to be examined under:  
[www.luxor-solar.com/download.htm](http://www.luxor-solar.com/download.htm)