



Philadelphia Solar
Delivering Clean Energy Solutions

DARK PHE^{Nex}

Bifacial

Module : PS-M108(HCBF)-xxxW

400-410W

Half-Cell Mono-Crystalline 10BB Black modules with power up to **410 Wp** are produced using the state-of-the-art (automated) robotic production lines. These modules are suitable to be used for most electrical power applications and have excellent durability to prevailing weather conditions

CERTIFICATIONS

IEC 62782:2016 Dynamic load
IEC TS 62804 PID Resistance
IEC 60068 Dust and Sand Resistance
IEC 62716 Ammonia Resistance
IEC 61701 Salt Mist Resistance
UL 61215 / UL 61730
IEC 61215 / IEC 61730
EN ISO 9001: 2015
Quality Management System
EN ISO 14001: 2015
Environmental Management System
EN ISO 45001: 2018
Occupational health and safety management systems



APPLICATIONS



On-Grid Residential
Roof-Tops



On-Grid Commercial/
Industrial Roof-Tops



Off-Grid Systems
(Including Lighting Systems)



Solar Power Plants

FEATURES



Light weight , Perfect for
Residential Roof-top



P Type/M10/PERC/10BB/Half-Cell



Lower microcrack problem loss
comparing with 5-busbar module



Strong Mechanical Load Capacity



Better temperature coefficients come
from half-cell design.



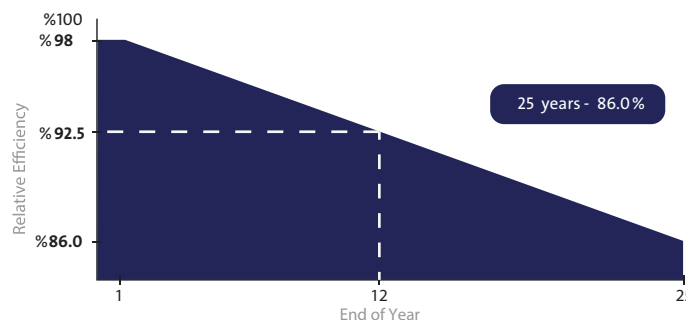
Excellent anti-PID performance to
ensure module's stable power output

TIER-1
MANUFACTURER



Made In Jordan

LINEAR PERFORMANCE WARRANTY



Extendable Product Warranty
Reaches to **25 Years**

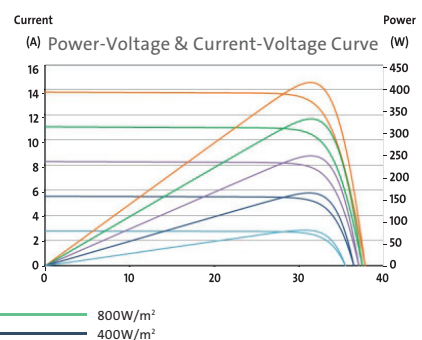
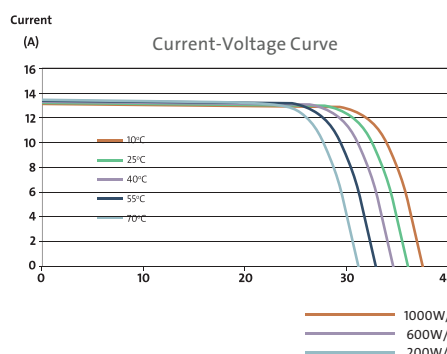


25 Year Linear Power Warranty



Only **-0.5%** Annual Degradation

I-V CURVES



ELECTRICAL CHARACTERISTICS

POWER AT STC	400 W	405 W	410W
Short Circuit Current - Isc (A)	13.55	13.59	13.66
Maximum Power Current - Impp (A)	12.92	12.96	13.01
Open Circuit Voltage - Voc (V)	37.15	37.34	37.55
Maximum Power Voltage - Vmpp (V)	31.00	31.27	31.52
Module Efficiency - η' (%)	20.5%	20.8%	21.0%
Bifaciality Ratio (%)	65±5%		

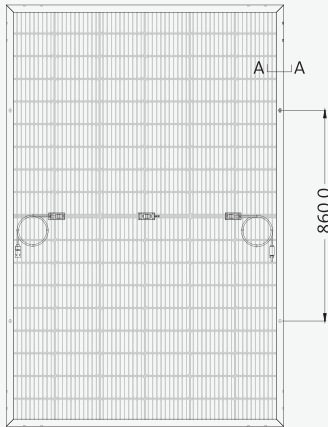

Values at Standard Test Conditions STC (Air Mass AM 1.5 , Irradiance 1000 W/m² , Cell Temperature 25° C).

MATERIAL CHARACTERISTICS

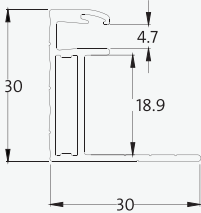
MODULE DRAWINGS

Characteristics	Value
Cells per Module	108 (54x 2)
Cell Type	Grade A - Mono PERC Crystalline Silicon/10 BB 182x91mm
Front Surface	3.2mm Tempered AR Coated Glass
Encapsulant	PID Free EVA
Back Cover	Transparent Backsheet
Frame	Anodized Aluminum (Black)
Junction Box	IP68 , 3 Bypass Diodes
Cable Length	Cables Length Could be 300m, or 1200mm With Original MC4 Connector
Fire Classification	Type I

THERMAL CHARACTERISTICS		PHYSICAL CHARACTERISTICS	
Characteristics	Value	Characteristics	Value
Open Voltage Temperature Coefficient VOC (%/C°)	-0.22	Module Dimensions (mm)	1721±1 x 1133±1 x 30
Short Circuit Current Temperature Coefficient ISC (%/C°)	+0.05	Module Weight (kg)	20.5 ± 1kg
Power Temperature Coefficient PMP (%/C°)	-0.35	Packaging	Value
NOCT (°C)	45±2	Modules per Pallet	37
OPERATING CONDITIONS		40 Feet High-Cube Container	962 Modules
Maximum Sytem Voltage - Vmax (V)	1500	Mechanical Load**	Value
Maximum Series Fuse (A)	25	Max Static load (Front)	5400 Pa
Operating Temperature Range (°C)	IEC: -40 to +85 UL: -40 to +90	Max Static load (Back)	5400 Pa
		Dynamic load	1000 Pa



Cross Section A-A



- ◆ Power measuring tolerance: ± 3%, other measurements tolerances: ± 5%.
- ◆ Datasheet is subjected to change without prior notice, always obtain the most recent version of the datasheet.
- ◆ ** Caution: For professional use only, the installation and handling of PV modules and cleaning modules require professional skills and should only be performed by qualified professionals, please read the Installation and Operation Manual before using the modules, also Cleaning Guidelines