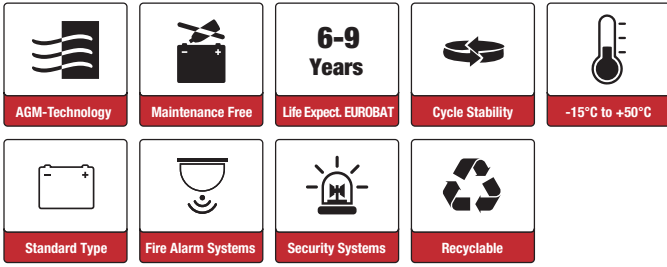




SB1.2-12 (12V1.2Ah)



Applications

- Uninterruptable Power Supply (UPS)
- Electric Power System (EPS)
- Emergency backup power supply
- Emergency light
- Railway signal
- Alarm and security system
- Communication power supply
- DC power supply

Certificates



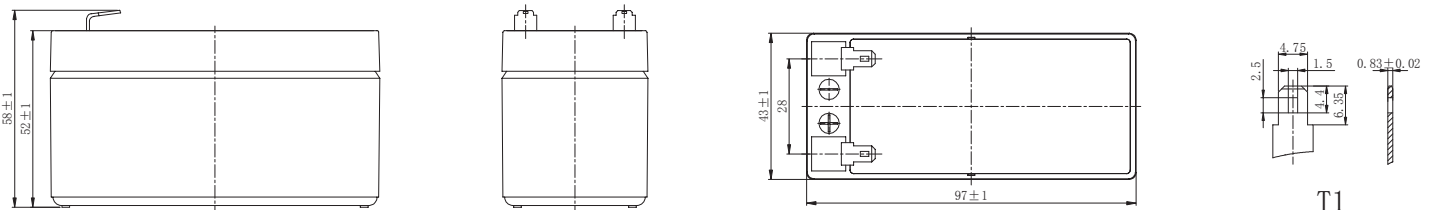
Specifications

Nominal Voltage	12V	Nominal Oper. Temp. R.	20±3°C
Nominal Capacity	1.2Ah (C ₂₀ 10.5V)	Cycle Use	Initial Charging Current less than 0.36A. Voltage 14.55V +-1% at 20°C. Temperature Coefficient -30mV/°C.
Approx. Weight	0.57kg	Standby Use	No limit on Initial Charging Current. Voltage 13.65V +-1% at 20°C. Temperature Coefficient -20mV/°C.
Terminal	T1	Capacity affected by Temp.	40°C 103% 25°C 100% 0°C 86%
Container Material	ABS UL94 V0	Self Discharge	SSB batteries may be stored for up to 6 months at 20°C and then a freshening charge is required. For higher temperatures the time interval will be shorter.
Rated Capacity (20°C)	1.20Ah/0.060A, 20hr, 10.5V 1.13Ah/0.113A, 10hr, 10.5V 1.04Ah/0.207A, 5hr, 10.5V 0.92Ah/0.306A, 3hr, 10.5V 0.79Ah/0.789A, 1hr, 9.6V	Life Expectancy	6-9 years according to EUROBAT
Max. Discharge Current	18A (5s)		
Internal Resistance / Impedance (1kHz)	Approx. 110mΩ		
Operating Temp. Range	Discharge: -15~50°C Charge: 0~40°C Storage: -15~40°C		

Dimensions

■ T1 Terminal

Unit: mm | Dimensions: 97 Length X 43 Width X 52 Height (58 Height incl. Terminal)



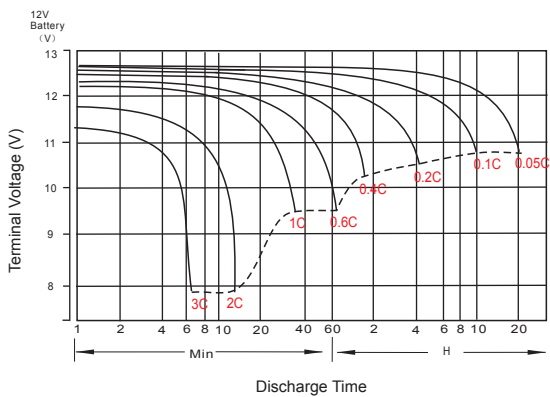
Constant Current Discharge (Amperes) at 20°C

F.V/Time	5min	10min	15min	20min	30min	45min	1h	2h	3h	4h	5h	6h	8h	10h	20h
1.85V/cell	3.73	2.28	1.78	1.48	1.10	0.813	0.714	0.411	0.296	0.236	0.201	0.172	0.136	0.111	0.059
1.80V/cell	4.01	2.42	1.86	1.54	1.14	0.835	0.731	0.418	0.301	0.240	0.204	0.175	0.138	0.112	0.059
1.75V/cell	4.23	2.52	1.92	1.59	1.17	0.853	0.746	0.426	0.306	0.243	0.207	0.177	0.139	0.113	0.060
1.70V/cell	4.43	2.62	1.99	1.63	1.20	0.872	0.760	0.432	0.311	0.246	0.209	0.179	0.141	0.115	0.060
1.65V/cell	4.58	2.69	2.04	1.67	1.22	0.886	0.771	0.437	0.314	0.249	0.211	0.181	0.142	0.115	0.061
1.60V/cell	4.86	2.80	2.11	1.72	1.25	0.908	0.789	0.446	0.319	0.253	0.215	0.183	0.144	0.117	0.062

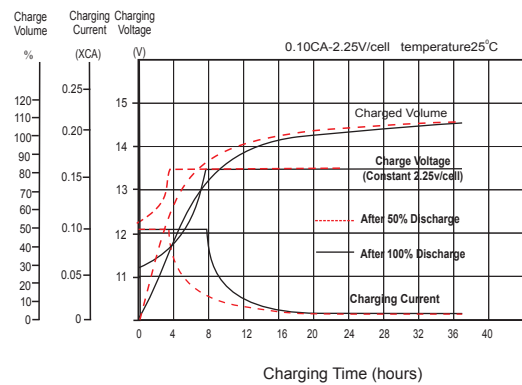
Constant Power Discharge (Watts/cell) at 20°C

F.V/Time	5min	10min	15min	20min	30min	45min	1h	2h	3h	4h	5h	6h	8h	10h	20h
1.85V/cell	7.06	4.34	3.40	2.86	2.13	1.58	1.39	0.804	0.583	0.465	0.397	0.341	0.269	0.220	0.117
1.80V/cell	7.52	4.57	3.55	2.96	2.19	1.61	1.42	0.817	0.591	0.471	0.402	0.345	0.273	0.223	0.119
1.75V/cell	7.84	4.72	3.64	3.02	2.23	1.64	1.44	0.830	0.599	0.477	0.407	0.349	0.275	0.225	0.120
1.70V/cell	8.13	4.87	3.74	3.09	2.28	1.67	1.46	0.840	0.607	0.483	0.412	0.353	0.278	0.227	0.121
1.65V/cell	8.34	4.98	3.82	3.15	2.32	1.70	1.48	0.848	0.612	0.487	0.415	0.356	0.280	0.229	0.122
1.60V/cell	8.68	5.13	3.92	3.23	2.37	1.73	1.51	0.862	0.621	0.494	0.420	0.360	0.284	0.232	0.123

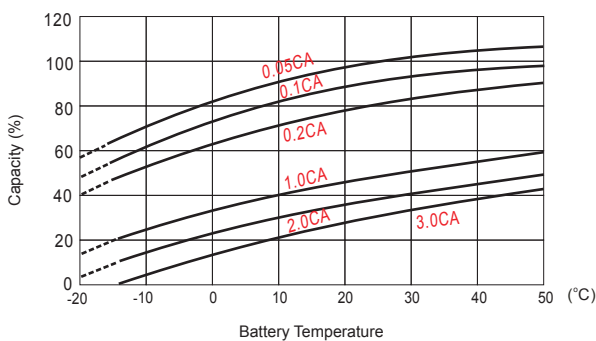
Discharge Characteristics



Float Charging Characteristics



Temperature Effects in Relation to Battery Capacity



Effect of Temperature on Long Term Float Life

