

The rechargeable batteries are lead-lead dioxide systems. The dilute sulfuric acid electrolyte is absorbed by separators and plates and thus immobilized. Should the battery be accidentally overcharged producing hydrogen and oxygen, special oneway valves allow the gases to escape thus avoiding excessive pressure build-up. Otherwise, the battery is completely sealed and is, therefore, maintenance-free, leak proof and usable in any position.



Battery Construction

Component	Positive plate	Negative plate	Container	Cover	Safety valve	Terminal	Separator	Electrolyte
Raw material	Lead dioxide	Lead	ABS	ABS	Rubber	Copper	Fiberglass	Sulfuric acid

General Feature

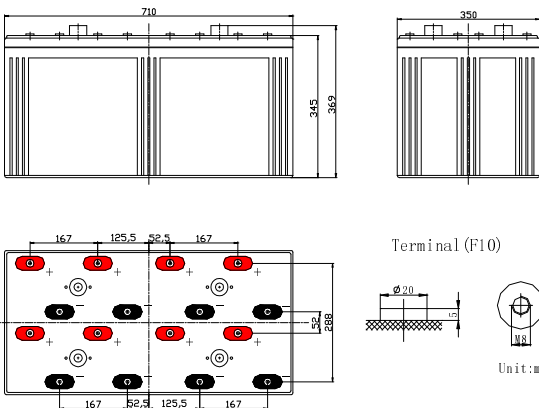
- Absorbent Glass Mat(AGM) technology for efficient gas recombination of up to 99% and freedom from electrolyte maintenance or water adding.
- Not restricted for air transport-complies with IATA/ICAO Special Provision A67.
- UL-recognized component.
- Can be mounted in any orientation.
- Computer designed lead, calcium tin alloy grid for high power density.
- Long service life, float or cyclic applications.
- Maintenance-free operation.
- Low self discharge.

Performance Characteristics

Capacity 77°F(25°C)	10 hour rate (400A、1.8V)	4000Ah
	5 hour rate (712A、1.75V)	3560Ah
	3 hour rate (1020A、1.70V)	3060Ah
	1 hour rate (2460A、1.60V)	2460Ah
Internal Resistance	Full charged Battery77°F(25°C): 0.15mΩ	
Capacity affected by Temperature (10 hour rate)	104° F(40°C)	102%
	77° F(25°C)	100%
	32° F(10°C)	85%
	5° F(-15°C)	65%
Self-Discharge 68°F(20°C)	Capacity after 3 month storage	90%
	Capacity after 6 month storage	80%
	Capacity after 12month storage	60%
Max. discharge current77°F(25°C): 4000A(5S)		
Charge (Constant Voltage)	Float: 2.25~2.30 V/77° F(25°C)	
	Cycle:2.35~2.45 V/77°F(25°C) Max. Current: 800A	

SPECIFICATION

- Nominal voltage 2V
 Number of cell 1
 Length(mm/inch) 710/27.95
 Width(mm/inch) 350/13.8
 Height(mm/inch) 345/13.6
 Total Height(mm/inch) 382/15.04
 Approx. Weight(kg/lbs) 228/502.5



Total height with removable cover: 382

Discharge Constant Current (Amperes at 77° F25 °C)

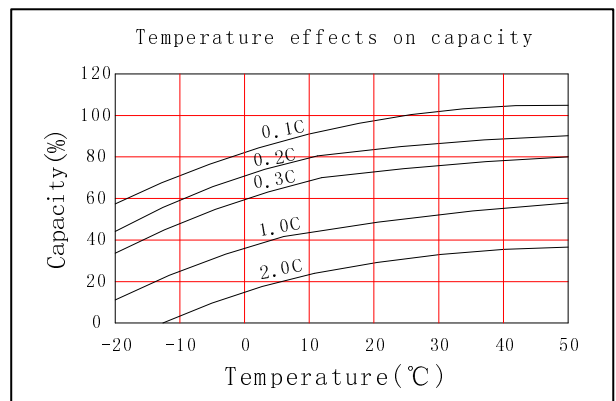
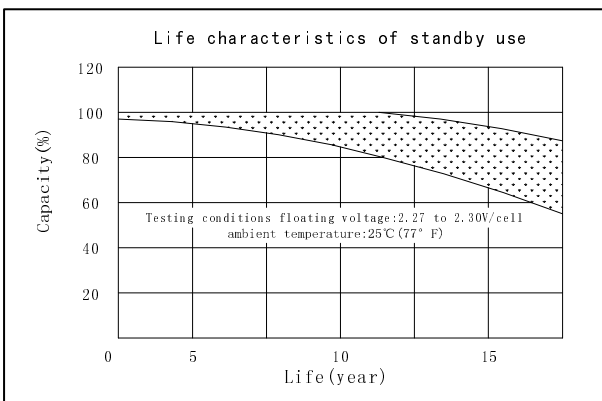
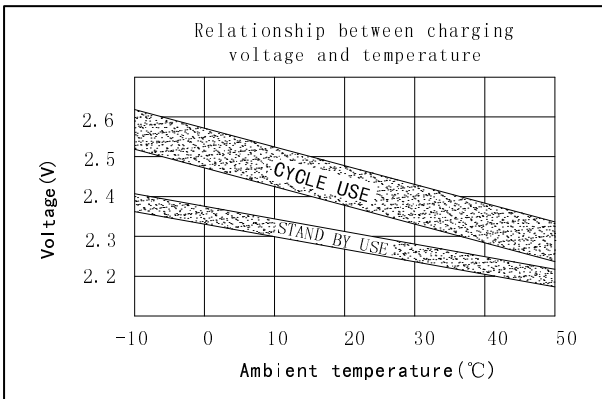
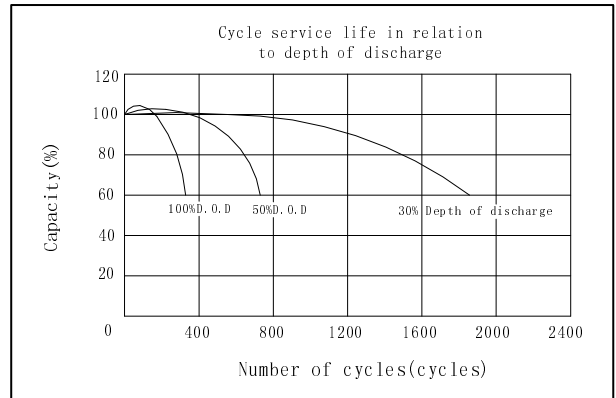
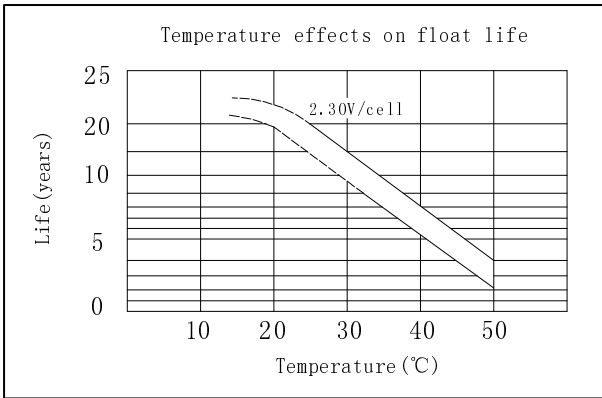
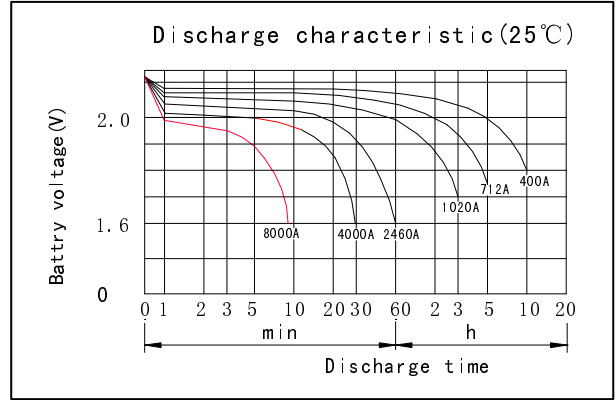
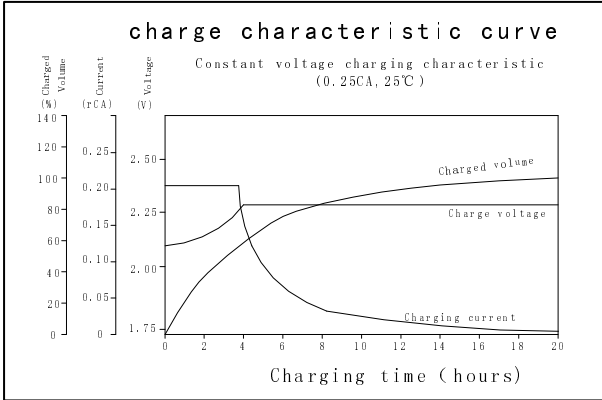
End Point Volts/Cell	5min	10min	15min	30min	45min	1h	3h	5h	10h
1. 60V		6853	5360	3973	2880	2460	1068	740	418
1. 65V		6573	5190	3878	2810	2420	1045	732	414
1. 70V		6275	5000	3770	2730	2375	1020	722	410
1. 75V		5965	4795	3655	2640	2325	990	712	405
1. 80V		5640	4560	3520	2530	2260	965	700	400

Discharge Constant Power (watts at 77°F25°C)

End Point Volts/Cell	5min	10min	15min	30min	45min	1h	2h	3h	5h
1. 60V		10330	8060	5968	4635	3968	2700	1885	1220
1. 65V		9910	7735	5768	4505	3888	2645	1850	1200
1. 70V		9470	7395	5558	4365	3800	2585	1812	1177
1. 75V		9010	7040	5330	4220	3705	2520	1767	1152
1. 80V		8520	6660	5090	4060	3590	2445	1710	1122

(Note)The above characteristics data are average values obtained

Within three charge/discharge cycles not the minimum values.



GREAT POWER BATTERY TECHNOLOGY CO.,LTD

Address: Longguan 1st Road, LongHua Town, BaoAn District, Shenzhen, China.

TEL: 86-755-2900 8403 Fax: 86-755-3386 3366

Email: info@greatpowerbattery.com Http:// www.greatpowerbattery.com