




ENERGY

60MC-I

ADVANCED
PHOTOVOLTAIC MODULES



1 More Energy Every Day

- Low metallization solar cell technology
- Industry leading power collection
- High efficiency in low light conditions
- Self cooling PV cell technology results in lower operating temperature

2 Under Real World Conditions

- 3 times less sensitivity to shading and debris allows installation in previously unsuitable areas
- Certified salt mist resistant technology ideal for coastal areas
- Optimal protection against harsh environment in greenhouse and farming applications
- Rated for extreme snow loads with 5400 N/m² front load
- Extra strong 40mm aluminum frame

3 Stable Over Time

- Highly resistant backsheet with aluminum layer
- Microcrack resistant cell technology
- Thermal stress relief encapsulation technology
- Reliable PV cell interconnection – over 2100 independent electrical contacts on each cell

4 Lower Installation Costs

- Less space required due to best in class power density of up to 150 W/m²
- Up to 25% more energy from the project area
- Less mounting and wiring costs due to greater power density and intelligent shade protection
- Plus sorted – get more than you paid for

= Higher Return

Typical Electrical Performance at STC (1000W/m², AM 1.5 Spectrum, cell temperature 25°C)

Power Class	Watts	225	230	235	240	245*	250*
Peak Power (Wp)**	Watts	225	230	235	240	245	250
Max. Power Voltage (V _{mp})	Volts	29.47	29.52	29.77	30.03	30.29	30.55
Max. Power Current (I _{mp})	Amps	7.62	7.80	7.89	7.98	8.08	8.17
Open Circuit Voltage (V _{oc})	Volts	36.48	36.71	36.90	37.12	37.32	37.54
Short Circuit Current (I _{sc})	Amps	8.12	8.32	8.42	8.54	8.58	8.64

Typical Electrical Performance (800W/m², AM 1.5 Spectrum, cell temperature 25°C)

Power Class	Watts	225	230	235	240	245*	250*
Peak Power (Wp)**	Watts	180.1	184.0	187.9	192.2	196.0	198.7
Max. Power Voltage (V _{mp})	Volts	29.62	29.82	29.92	30.08	30.11	30.15
Max. Power Current (I _{mp})	Amps	6.08	6.17	6.28	6.39	6.51	6.59
Open Circuit Voltage (V _{oc})	Volts	36.04	36.35	36.37	36.39	36.41	36.47
Short Circuit Current (I _{sc})	Amps	6.53	6.75	6.81	6.83	6.86	6.91

* Available up to 270 Wp

** Positive tolerance +0 / +5Wp

Mechanical Specifications

Cells	60 cells, multicrystalline silicon, 156mm square (6+ inches)
Glass	Solar glass (tempered)
Module Connection	MC Type IV compatible
Frame	Anodized aluminum
Backsheet	Multi-layer film compound with aluminum layer

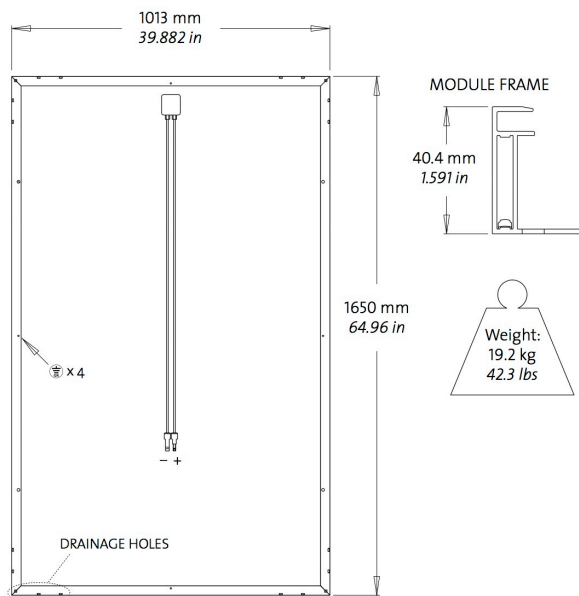
Qualification Test Parameters

Temperature Cycling Range	-40°C to +85°C (-40°F to 185°F)
Humidity Freeze	85% rH, -40°C to +85°C (-40°F to 185°F)
Static Load Front and Back	UL: 1436pa (30lbs/ft ²), IEC: 2400N/m ²
Front Loading (eg. Snow)	UL: 1436pa (30lbs/ft ²), IEC: 5400N/m ²
Fire Class (UL only)	C
Salt Mist Test (IEC 61701)	Pass
Protection Classification	IP 65

Additional Characteristics

Short Circuit Current Temp. Coefficient* (TC I _{sc})	2.67mA/K
Open Circuit Voltage Temp. Coefficient* (TC V _{oc})	-0.10V/K
Max. Power Temp. Coefficient* (TC P _{mpp})	-0.44%/K
Positive Module Sorting	in increments of +5Wp
Module Maximum Fuse Series (Amps)	15A
Module Efficiency	Up to 17%
Reduction of Efficiency (from 1000W/m ² to 200W/m ²)	<4%
Nominal Operating Cell Temperature (NOCT)	42.3°C
Maximum System Voltage	UL: 600V, IEC: 1000V


* based on 235W



NOTE: All dimensions are accurate within ±1.5mm tolerance unless otherwise stated. Product dimensions in imperial inches (conversion of 1mm equals 0.03937in, 1kg equals 2.2lbs) are provided for information purposes only.

For more details, see Installation Manual.

Specifications and design are subject to change without notice. The features, functions and appearance of the Day4 60MC-I module may differ from details given due to continual product development.



Day4 Europe srl
info@d4europe.it
www.d4europe.it
 Tel: +39 02 84573048