

NEW

Diamond Pro™

Photovoltaic Modules

265Wp PV-MJE265FB

Mitsubishi Electric is a global leader in providing superior-quality photovoltaic modules to businesses and residences around the world. With over 40 years of experience in the photovoltaic industry, we manufacture products designed and built for optimal efficiency and reliability.

With Mitsubishi Electric, you are getting the best.



High Power Output

Our modules are designed for high efficiency and high power output to utilize limited space while giving you a greater return on investment.

- Unique, four bus bar, monocrystalline cells increase module efficiency
- Positive [-0/+5%] tolerance ensures expected power generation
- Cell surface texturing process increases light absorption
- Straight electrical tabs ensure integrity of electrical connections and increase current flow
- Cells matched for electrical uniformity produce high power output and reliability
- 1,000 VDC rated for commercial and large projects



High Reliability

Superior craftsmanship, engineering excellence, and attention to the finest detail ensure longevity and optimal performance.

- Industry-leading 25-year linear performance warranty offers 5.5% more power output than standard tiered warranties
- Corrosion-resistant design allows installation next to saltwater
- Four-layer protective junction box reduces risk of failure from water or dust intrusion, enhancing reliability and safety
- Sturdy frame allows mounting in portrait or landscape orientations
- Passed IEC61215 thermal cycling test of -40°C to +85°C



Mitsubishi Electric Quality

Our modules are designed for high efficiency and high power output to utilize limited space while giving you a greater return on investment.

- 10-year materials and workmanship warranty guarantees quality
- Automated production lines ensure consistent high quality in every cell and module
- Each cell and module flash tested to ensure rated level of output
- Made with PV wire for safe use with transformerless inverters
- Made with lead-free solder - a safer and more eco-friendly solution

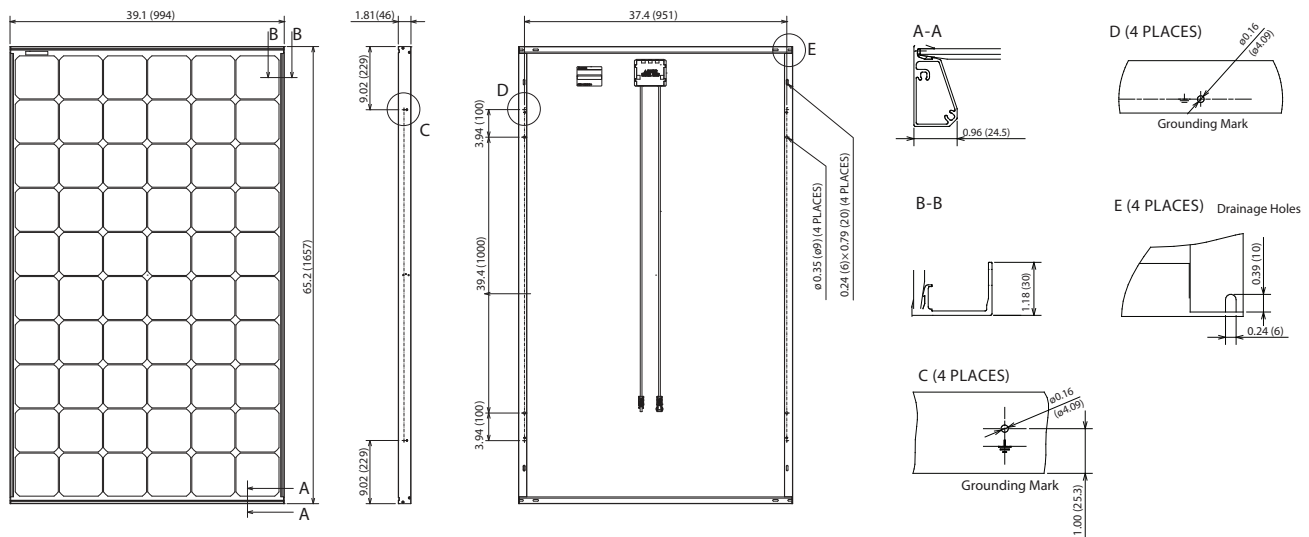
**MITSUBISHI
ELECTRIC**
SOLAR INNOVATIONS

Mitsubishi Electric Photovoltaic Module

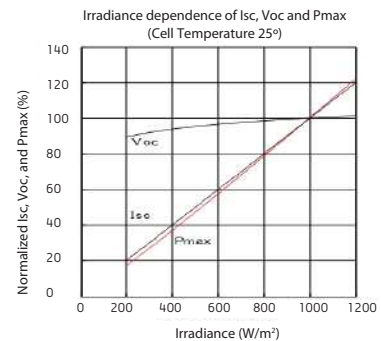
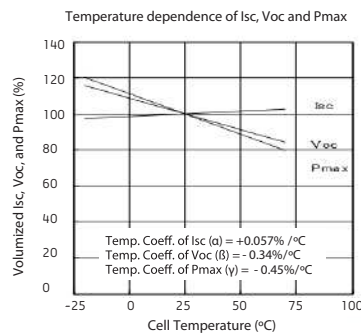
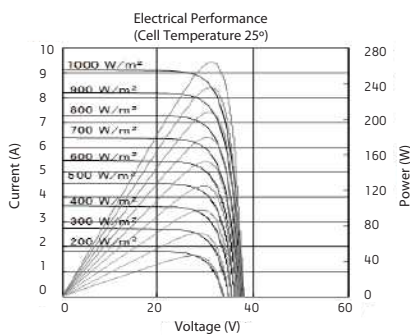
Specification Sheet

Manufacturer	MITSUBISHI ELECTRIC
Model name	PV-MJE265FB
Cell type	Monocrystalline Silicon, 156 mm x 156 mm
Number of cells	60 cells
Maximum power rating (Pmax)	265 W
Warranted minimum Pmax	265 W
PV USA test condition rating (PTC)	239.3Wp*
Open circuit voltage (Voc)	38.0 V
Short circuit current (Isc)	9.10 A
Maximum power voltage (Vmp)	30.9 V
Maximum power current (Imp)	8.59 A
Module efficiency	16.1%
Aperture efficiency	18.5%
Tolerance of maximum power rating	-0/+5 %
Static load test passed	5,400 Pa
Number of bus bars per cell	4 Bus bars
Normal operating cell temperature (NOCT)	46.0°C
Maximum system voltage, DC	600V and 1000V (UL), 1000V (IEC)
Fuse rating	15A
Dimensions	65.2 x 39.1 x 1.81 inch (1657 x 994 x 46 mm)
Weight	41.8 lbs (19kg)
Number of modules per pallet	22
Number of modules per container (40 ft. container)	616
Output terminal	SMK (PV-03) connector
Output cable, (+) & (-)	46.3 inches (1,175 mm) long
Certifications	UL 1703, IEC 61215 2nd Edition, IEC 61730
Fire rating	Type 2, 5, 8

Drawings and Dimensions



Electrical Characteristics



Mitsubishi Electric US, Inc.
5900-A Katella Ave, Cypress, CA 90630
Telephone: 714-236-6137 Email: pv@meus.mea.com
www.MitsubishiElectricSolar.com