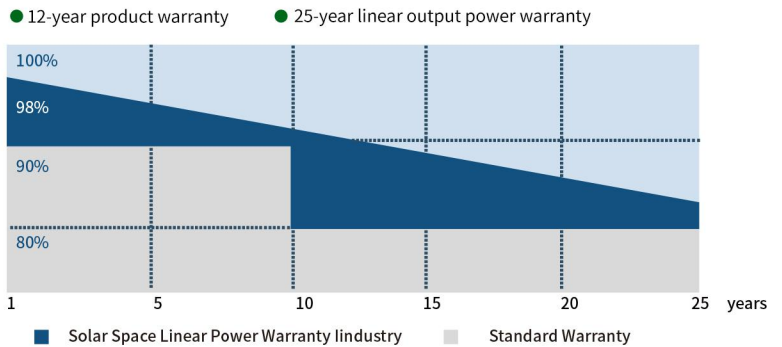


SATURN

MONOCRYSTAL PV MODULE SERIES

SS6-72HS 430~455M

25-YEAR LINEAR PERFORMANCE WARRANTY



KEY FEATURES



9-busbar solar cell improves the efficiency of modules by decreasing the distance between busbars and finger grid line



Optimized electrical design with lower operating current improves shading response



Gallium-doped silicon cell technology makes PV module first year power degradation <2%



Advance glass and cell surface textured design ensure excellent performance in low-light environment.

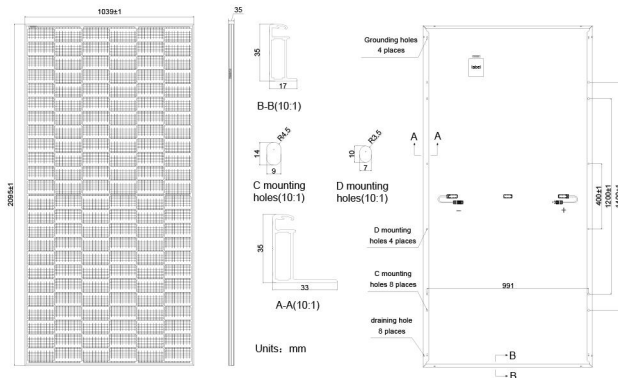


Half-cut cell technology to reduce hot spot risk



Severe weather resilience: certified to withstand wind load(2400 pascal)and snowload(5400 pascal)

ENGINEERING DESIGN



Remark: customized frame color and cable length available upon request.

SPECIFICATIONS

Cell	Mono PERC
Weight	27kg±3%
Dimensions	2095X1039X30mm
Cable Diameter	4mm2(IEC),12AWG(UL)
No. of cells	144(6x24)
Junction Box	IP68, 3 diodes
Packaging	36 pcs/Pallet , 792 pcs/40ft container
Front Glass	2.0mm
Back Glass	2.0mm

ELECTRICAL PARAMETERS AT STC

Module Type	SS6-72HS -430M	SS6-72HS -435M	SS6-72HS -440M	SS6-72HS -445M	SS6-72HS -450M	SS6-72HS -455M
Rated Maximum Power(Pmax) [W]	430	435	440	445	450	455
Open Circuit Voltage(Voc)[V]	48.5	48.7	48.9	49.1	49.3	49.5
Maximum Power Voltage(Vmp) [V]	40.7	40.9	41.1	41.3	41.5	41.7
Short Circuit Current(Isc)[A]	11.31	11.39	11.46	11.53	11.60	11.66
Maximum Power Current(Imp) [A]	10.57	10.64	10.71	10.78	10.85	10.92
Module Efficiency[%]	19.75%	19.98%	20.21%	20.44%	20.67%	20.90%
Power Tolerance	0~+5W					
Temperature Coefficient of Isc(a_Isc)	+0.048%/°C					
Temperature Coefficient of Voc (β-Voc)	-0.270%/°C					
Temperature Coefficient of Pmax (Y_Pmp)	-0.350%/°C					

STC Irradiance 1000W/m², cell temperature 25°C, AM1.5G

Remark: Electrical data in this catalog do refer to a single module and they are not part of the offer. They only serve for comparison among different module types.

ELECTRICAL PARAMETERS AT NOCT

Module Type	SS6-72HS -430M	SS6-72HS -435M	SS6-72HS -440M	SS6-72HS -445M	SS6-72HS -450M	SS6-72HS -455M
Rated Max Power (Pmax) [W]	321.1	324.9	328.6	332.3	336.1	339.8
Open Circuit Voltage (Voc)[V]	45.5	45.7	45.8	46.0	46.2	46.4
Max Power Voltage (Vmp) [V]	37.9	38.1	38.3	38.5	38.6	38.8
Short Circuit Current (Isc)[A]	9.15	9.21	9.27	9.33	9.38	9.43
Max Power Current (Imp) [A]	8.47	8.53	8.59	8.64	8.70	8.75

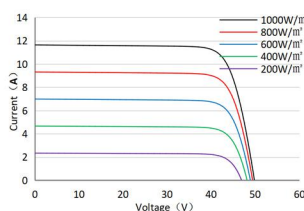
NOCT Irradiance 800W/m², ambient temperature 20°C, AM1.5G, wind speed 1m/s

OPERATING CONDITIONS

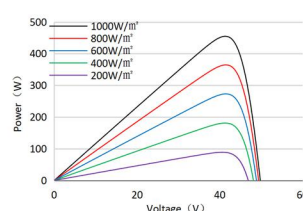
Max System Voltage	1000V/1500V DC
Operating Temperature	-40°C~+85°C
Max Series Fuse Rating	20A
Max Static Load, Front	5400Pa (112lb/ft ²)
Max Static Load, Back	2400Pa (50lb/ft ²)
NOCT	45±2°C
Protection Class	Class II
Fire Rating	Class A

CHARACTERISTICS

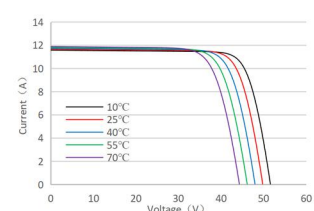
Current-Voltage Curve SS6-72HS -455M



Power-Voltage Curve SS6-72HS -455M



Current-Voltage Curve SS6-72HS -455M



STC: Irradiance 1000W/m² Cell Temperature 25°C AM 1.5G
NOCT: Irradiance 800W/m² Ambient Temperature 20°C AM1.5G Wind Speed 1m/s