

CPS1500ESA12/CPS1500ESA24/CPS1500ESA48

Off-grid Inverter

Stand-alone Power Supply
for Maximum Flexibility



Pure Sine Wave

High Efficiency

High Surge Power

AC Transfer Switch

Temperature Controlled Fan

LED Indicator

CyberPower Off-Grid Inverters provide both residential and commercial application the self-efficient power supply when being independent from conventional utility grid or during grid outages. From home appliance, office device, to transportation like vehicle and yacht, this reliable stand-alone system guarantees clean, cost-effective and consistent true sine wave output to applications in any location where connection to public power distribution is not desired or cost-sensitive.

In conjunction with the solar charger and battery pack, the Off-Grid system forms an independent and regenerative power grid with high efficiency, flexibility and durability hence ideal for indoor and outdoor application or as utility backup systems. With the featured running status LED indicator, it offers an intuitive way for users to monitor and control the machine timely for optimizing the operation in case of any unsettled condition to happen.

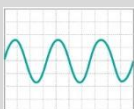
APPLICATIONS

- Home Appliance
- Office Device
- Residential Application
- Commercial Application
- Vehicle / Yacht

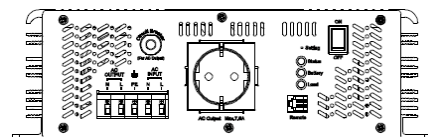
SERIES FEATURES

- High Efficiency up to 93%
- High surge power up to two times of nominal capacity
- True sine wave output (THD<3%)
- Robust enclosure for both interior and exterior installation
- Operating condition and battery status LED indicator
- Temperature controlled fan to enable forced ventilation
- AC transfer switch(either Utility or generator)

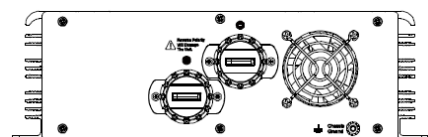
Pure Sine Wave Output



For applications which require the highest level of line clarity for proper function, CyberPower Off-Grid Inverter is the perfect choices with its quality Pure Sine Wave output. It is designed for electronic devices with Power Factor Correction (PFC) Power Supplies as well as for small AC motors and other devices that need true sine-wave power in order to function properly.



Front



Back

TECHNICAL SPECIFICATION

Model	CPS1500ESA12	CPS1500ESA24	CPS1500ESA48
Output			
Rated Power	1500W		
Max. Power	1725W 200 sec. / 2250W 10 sec.		
Surge power	3000W > 0.5 s		
AC Voltage	Factory setting set at 230VAC, 208 / 220 / 230 / 240VAC selectable		
Frequency	Factory setting set at 50±0.0001Hz, 50/60Hz selectable		
Waveform	True sine wave (THD<3%) at Nominal input voltage		
AC Regulation (Typ.)	± 3% of Nominal Output Voltage		
Front Panel Indicator	Battery voltage level, output load level, saving mode, fault and operation status		
Output Protection	AC Short, Overload, Over Temperature		
AC Input (Generator or Grid)			
Input Voltage (range)	-12.5% to +20% of Nominal Voltage		
Input Frequency (range)	40~70Hz		
Max. Input Current	7.5A		
Transfer Time (Typ.)	7ms inverter← →by pass		
DC Input (Battery)			
Battery Voltage(Typ.)	12Vdc	24Vdc	48Vdc
Voltage Range	-12.5% to +25% of Nominal Voltage		
DC Current	166A	81A	40A
No Load Dissipation	≤ 9W standby mode		
Off Mode Current	≤ 1mA at Power Switch Off		
Efficiency	90%	92%	93%
Battery Type / Battery Capacity (range)	Open & sealed lead acid battery		
Arc Fault Protection	Yes		
Other			
Interface	RJ11 -RS232 (Option)		
Dimension (W x H x D) (mm)	310 x 96 x 287.4		
Weight(kg)	6.63		
Working Temperature	-20 ~ +50°C @ 100% load ; 70°C @ 60% load		
Cooling	Temperature controlled fan		

#All specifications are subject to change without notice. ©2015 Cyber Power Systems. All Trademarks are the property of their owners.