


# Poly Crystalline DCR PV Modules



**PIX PD2 60**  
**250-285 Wp**



Power Tolerance  
**+4.99Wp**



Efficiency upto  
**17.42%**



Module Warranty  
**10 Years**



Output Warranty  
**25 Years**

## KEY FEATURES



**Better performance** even at low irradiation.



Maximum System Voltage:  
**1500 V DC.**



Increased string length & **low BOS cost.**



Withstand upto **5400 Pa** of snow load.



Withstand upto **2400 Pa** of wind load.

**IDEAL FOR:** Utility Projects, Commercial & Industrial Projects, Residential Projects, Institutional Projects, Off-grid Projects

## ABOUT PIXON

PIXON is a venture of the Marwadi Group. It is equipped with the state-of-the-art technology and turnkey machinery of 400 MW line capacity. As the world adheres to the solar energy revolution, PIXON envisions to globally provide efficient solar energy products & solutions. Thus, enhance and contribute to the Global Climate Sustainability.

## CERTIFICATIONS



**IEC (International Electrotechnical Commission)**

- IEC 61215-1:2016
- IEC 61215-2:2016
- IEC 61730-1:2016
- IEC 61730-2:2016
- IEC TS 62804-1
- IEC 61701 End.2:2011 Severity-6
- IEC 61853-1
- IEC 60904-1

**BIS: Bureau of Indian Standards**

- IS 14286:2010
- IS 61730-1:2004
- IS 61730-2:2004

**US Certification**

- UL 61215-1:2017
- UL 61215-2:2017
- UL 61730-1:2017
- UL 61730-2:2017

**ISO Certification**

- ISO 9001:2015
- ISO 14001:2015
- ISO 45001:2018 (OHSAS)

**CE Mark Testing & Certification**

CLASS II

### PIXON GREEN ENERGY PRIVATE LIMITED

**Corporate Office:** 2<sup>nd</sup> Floor, Star Avenue, Nr. Moti Tanki Chowk, Gymkhana Road, Rajkot - 360001. Gujarat, India.

**Manufacturing Unit:** Rajkot - Jamnagar Highway, PO: Depaliya, TA: Padadhari, Rajkot - 360110. Gujarat, India.



**Solar is  
the new Green!**

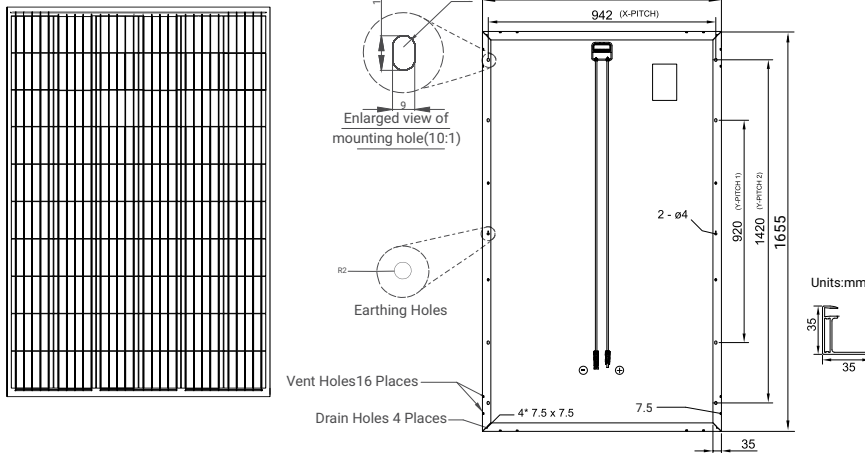
# TECHNICAL DATASHEET

**PIX PD2 60 250-285**

POLY CRYSTALLINE DCR PV MODULES



## MECHANICAL DIAGRAMS



## MECHANICAL DATA

Cells specifications (Number, Type, Size)	60 (6X10), 5BB Poly Crystalline cells, 157mm X 157mm
Module Dimensions	1655mm X 989mm X 35mm
Weight	19kg
Front glass	High transmission Low iron tempered glass, AR coated, 3.2 mm (T)
Embedding	Low shrinkage PID resistance EVA
Back sheet	PVDF
Junction box	IP67/IP68, 4-Rail
Number of diodes	3 Bypass diodes of 15A
Cables & Connectors	Cable length 1200mm, Ø 4mm <sup>2</sup> & MC-4 Connectors
Frame	Anodized Aluminum Silver Frame (Black available on request)

## ELECTRICAL DATA (ALL DATA REFERS TO STC (AM 1.5, 1000 W/m<sup>2</sup>, 25°C))

	Pmax [Wp]	250	255	260	265	270	275	280	285
Peak Power	Pmax [Wp]	250	255	260	265	270	275	280	285
Module efficiency	$\eta$ [%]	15.28	15.59	15.90	16.20	16.52	16.82	17.12	17.42
Open-circuit voltage	Voc [V]	35.82	36.36	36.66	36.96	37.26	37.62	37.98	38.52
Short-circuit current	Isc [A]	9.29	9.30	9.32	9.37	9.43	9.48	9.55	9.57
Max Rated voltage	Vmp [V]	29.22	29.64	30.12	30.48	30.90	31.32	31.62	32.04
Max Rated current	Imp [A]	8.56	8.61	8.64	8.70	8.75	8.79	8.86	8.90

1) STC: 1000 W/m<sup>2</sup> irradiance, 25°C cell temperature, AM 1.5g spectrum according to EN 60904-3.  
 2) NOCT: 800 W/m<sup>2</sup> irradiance, 20°C cell temperature, AM 1.5g spectrum according to EN 60904-3.

3) Average relative efficiency reduction of 5% at 200 W/m<sup>2</sup> according to EN 60904-1.

## ELECTRICAL PARAMETERS AT NOCT

	Pmax [Wp]	183.69	187.42	191.12	194.75	198.56	202.18	205.74	209.42
Peak Power	Pmax [Wp]	183.69	187.42	191.12	194.75	198.56	202.18	205.74	209.42
Open-circuit voltage	Voc [V]	33.54	34.04	34.32	34.60	34.88	35.22	35.56	36.06
Short-circuit current	Isc [A]	7.43	7.44	7.45	7.50	7.54	7.59	7.64	7.65
Rated voltage	Vmp [V]	27.36	27.75	28.20	28.54	28.93	29.32	29.60	30.00
Rated current	Imp [A]	6.85	6.89	6.91	6.96	7.00	7.03	7.09	7.12

## THERMAL DATA

Tc of open circuit voltage ( $\beta$ )	-0.2885% / °C
Tc short-circuit current ( $\alpha$ )	0.0576% / °C
Tc rated power ( $\delta$ )	-0.3797% / °C
NOCT (Normal Operating Cell Temperature)	45°C ± 2°C
Temperature range	-40°C to 85°C

## PERMISSIBLE OPERATING CONDITIONS

Max. system voltage	1500 VDC
Max. reverse current / fuse rating	15 A (IEC) / 20 A (UL)
Protection class	Class A (Safety Class II)
Mechanical load capacity	5400 Pa (Snow Load), 2400 Pa (Wind Load)

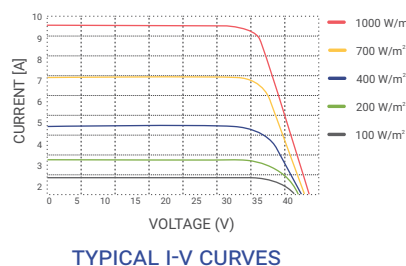
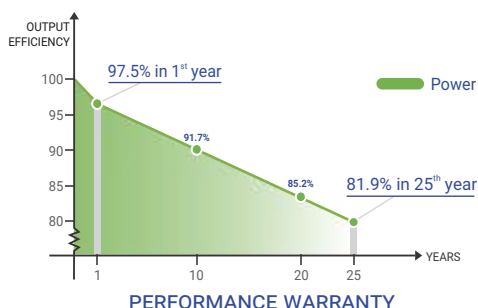
## PACKAGING INFORMATION

No. of modules per pallet	31
No. of pallets per container (40 HC)	28
Pallet dimensions (in mm)	1685 X 1151 X 1159 (L X W X H)
Pallet weight	649 kg

## WARRANTY

Product warranty	10 years
Performance warranty	Linear power warranty for 25 years with 2.5% for 1st year degradation and 0.65% from year 2 to year 25

## CHARACTERISTIC GRAPH



**Note:**

- Due to continuous updates, the specifications included in this datasheet are subject to change without notice.
- The electrical data given here is for reference purpose only.
- Please confirm your exact requirements with the sales representative while placing your order.
- Read safety and installation manual before using the product.
- Tc=Temperature Co-efficient