

SOMERA GRAND ULTIMA



10% HIGHER POWER OUTPUT

compared to industry average poly crystalline module



Engineered to provide **EXCELLENT LOW LIGHT** and **LONGER WAVELENGTH RESPONSE**



EXTREMELY RELIABLE PRODUCT

suiting harsh environment conditions withstanding 2400Pa Wind load, 5400Pa Snow load



Using highly efficient **PASSIVATED EMITTER REAR CONTACT TECHNOLOGY (PERC)** cells



QUALITY AND SAFETY

- ◆ 27 years of linear power output warranty **
- ◆ Rigorous quality control meeting the highest international standards
- ◆ 100% EL tested to minimise micro crack
- ◆ 100% EL tested to minimise micro crack

APPLICATIONS

- ◆ On-grid large scale utility systems
- ◆ On-grid rooftop residential and commercial systems
- ◆ Off-grid residential systems
- ◆ Solar pumping applications

TECHNICAL DATA

SOMERA GRAND ULTIMA

THIS DATASHEET IS APPLICABLE FOR: SOMERA VSM.72.AAA.05 (AAA=360-385)

Electrical Data^{1,2} All data refers to STC

Parameter	360	365	370	375	380	385
Peak Power P_{max} (Wp)	360	365	370	375	380	385
Maximum Voltage V_{mpp} (V)	39.7	39.8	40.0	40.1	40.3	40.4
Maximum Current I_{mpp} (A)	9.10	9.17	9.26	9.36	9.44	9.53
Open Circuit Voltage V_{oc} (V)	48.2	48.3	48.3	48.5	48.7	48.9
Short Circuit Current I_{sc} (A)	9.65	9.73	9.84	9.94	9.94	9.96
Module Efficiency η (%)	18.58	18.84	19.10	19.36	19.61	19.87

1) STC: 1000 W/m² irradiance, 25°C cell temperature, AM 1.5G spectrum according to EN 60904-3. | 2) Measurement Tolerance at STC: P_{max} : ± 3% Voc : ± 5% I_{sc} : ± 5%

Electrical Parameters at NOCT³

Power (W)	266.5	270.2	273.9	277.6	281.3	285.0
$V@P_{max}$ (V)	36.6	36.8	36.9	37.1	37.2	37.3
$I@P_{max}$ (A)	7.28	7.34	7.41	7.49	7.56	7.63
V_{oc} (V)	44.5	44.7	44.7	44.9	45.0	45.2
I_{sc} (A)	7.81	7.87	7.96	8.04	8.04	8.06

3) NOCT Irradiance 800 W/m², ambient temperature 20 Deg Cent, AM 1.5G Spectrum, Wind Speed 1m/sec

Temperature Coefficients (Tc) permissible operating conditions

Tc of Open Circuit Voltage (β)	-0.28%/°C
Tc of Short Circuit Current (α)	0.057%/°C
Tc of Power (γ)	-0.39%/°C
Maximum System Voltage	1500 V
NOCT	45°C ± 2°C
Temperature Range	-40°C to + 85°C

Electrical data in this catalog do not refer to a single module and they are not part of the offer. They only serve for comparison among different module types.

Mechanical Data

Length × Width × Height	1955 ± 2mm × 991 ± 2mm × 40 ± 1mm
Weight	22 kg +/- 3%
Junction Box	IP68/IP67, 3 Bypass diodes
Cable Cross Section Size	4mm ²
Connectors	PVKST4-EVO2/xy_UR/PVKBT4-EVO 2/xy_UR , PV-JM608 , 05-8.
Application Class	Class A (Safety class II)
Superstrate	3.2 mm (0.13 inches) high transmission low iron tempered glass, AR coated
Cells	72 (6 × 12) Monocrystalline, 5BB solar cells
Cell Encapsulant	EVA (Ethylene Vinyl Acetate)
Back Sheet	Composite film
Frame	Anodized aluminium frame with twin wall profile
Maximum Static Load, Front	3600Pa, 1.5
Maximum Static Load, Back	1600Pa, 1.5
Maximum Series Fuse Rating	20A (IEC)

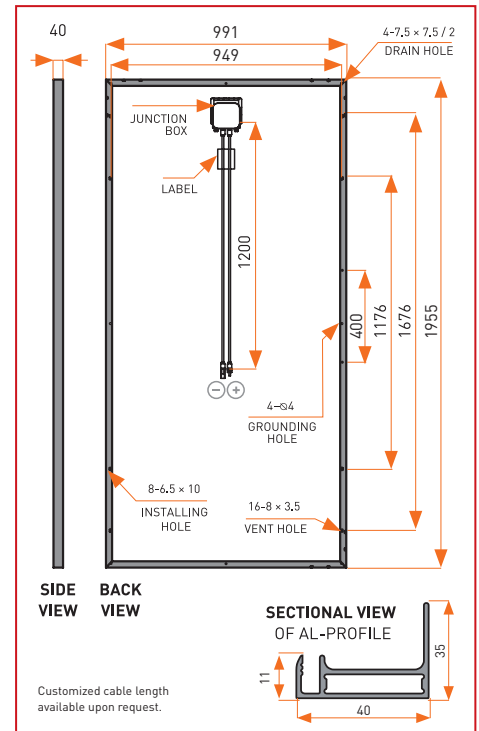
* Also available in anti-soil and anti-glare

Warranty and Certifications

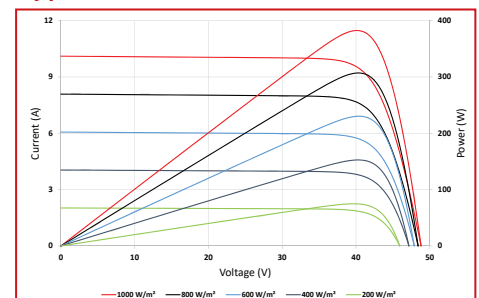
Product Warranty**	10 years
Performance Warranty**	Linear Power Warranty for 27 years with 3% for 1st year degradation and 0.65% from year 2 to year 27
Approvals and Certificates	IEC 61215 : 2016, IEC 61730: 2016, IS 14286

** Refer to Vikram Solar's warranty document for terms and conditions

Dimensions in mm

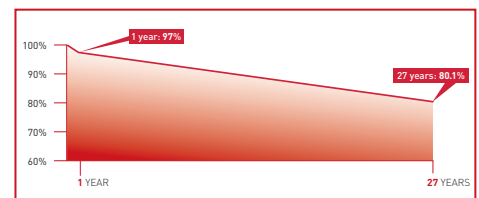


Typical I-V Curves⁴



4) Average relative efficiency reduction of 5% at 200 W/m² according to EN 60904-1.

Performance Warranty



Packaging Information

Quantity/Pallet	25
Pallets/Container (40' HC)	24
Quantity/Container (40' HC)	600

CAUTION: READ SAFETY AND INSTALLATION MANUAL BEFORE USING THE PRODUCT. Please confirm your exact requirement with the company representative while placing your order.

*Vikram Solar and Somera are Trademarks of Vikram Solar Limited registered in India. Country of manufacturer: India