


Mono PV Module

| | |
|--------------|------|
| FCM390-144BL | 390W |
| FCM395-144BL | 395W |
| FCM400-144BL | 400W |
| FCM405-144BL | 405W |
| FCM410-144BL | 410W |



Higher Module Efficiency

Brings 5-10W power gain due to half-cut production system



More Energy Yield

Lower NMOT and better temperature coefficient by lower cell series resistance, helps boost energy yield



Lower Operating Temperature, More Reliable

Lower operating temperature and hot spot temperature during the sunny day, making the module prevail during the sunny days



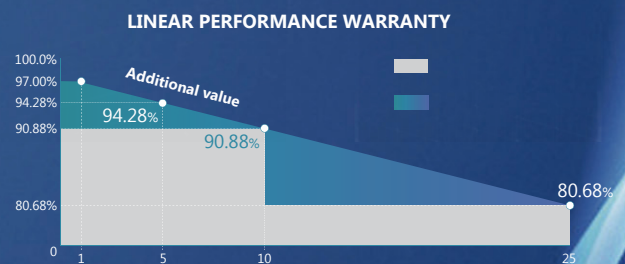
Better Shading Tolerance

Thanks to Paralleling circuit design, more power generated under shading condition and during morning & evening time



Better Micro Crack Resistance

Minimize the impact by micro crack by limiting cell damage and potentially extending area by half-cut module architecture



25 25-years Linear Performance Warranty

10 10-years Product Material & Workmanship



ELECTRICAL SPECIFICATIONS (STC)

| Model Type | | | | | |
|------------------------------------|---------------|--------|--------|--------|--------|
| Peak Power (Pmax) | 390W | 395W | 400W | 405W | 410W |
| Module Efficiency | 19.40% | 19.65% | 19.90% | 20.15% | 20.40% |
| Maximum Power Voltage (Vmp) | 40.93V | 41.07V | 41.28V | 41.46V | 41.64V |
| Maximum Power Current (Imp) | 9.53A | 9.62A | 9.69A | 9.77A | 9.85A |
| Open Circuit Voltage (Voc)±3% | 49.26V | 49.48V | 49.71V | 49.94V | 50.16V |
| Short Circuit Current (Isc)±3% | 10.32A | 10.39A | 10.46A | 10.53A | 10.60A |
| Power Tolerance | 0 to +5W | | | | |
| Operating Temperature | - 40 ~ + 85°C | | | | |
| Maximum System Voltage | DC 1000V | | | | |
| Nominal Operating Cell Temperature | 41±3°C | | | | |
| Fire Safety | Class C | | | | |
| Maximum Series Fuse Rating | 15A | | | | |

ELECTRICAL SPECIFICATIONS (NOCT)

| Model Type | | | | | |
|-----------------------------|--------|--------|--------|--------|--------|
| Peak Power (Pmax) | 288W | 295W | 298W | 302W | 306W |
| Maximum Power Voltage (Vmp) | 37.94V | 38.23V | 38.43V | 38.60V | 38.77V |
| Maximum Power Current (Imp) | 7.60A | 7.70A | 7.76A | 7.82A | 7.89A |
| Open Circuit Voltage (Voc) | 46.51V | 46.87V | 47.09V | 47.31V | 47.52V |
| Short Circuit Current (Isc) | 8.33A | 8.38A | 8.44A | 8.50A | 8.55A |

MECHANICAL SPECIFICATIONS

| | |
|-----------------|----------------------------------|
| Cell Type | Mono-Crystalline, 158.75×79.38mm |
| Number of Cells | 144pcs(2×(6×12)) |
| Weight | 22.5kg |
| Dimension | 2010×1000×35 mm |
| Front Cover | 3.2mm Tempered Glass |
| Frame | Anodized Aluminium Alloy |
| Junction Box | IP67, 3 Bypass Diodes |
| Cable Type | 4mm ² |
| Length of Cable | 1250mm |
| Connector | PV Connector |

TEMPERATURE COEFFICIENT

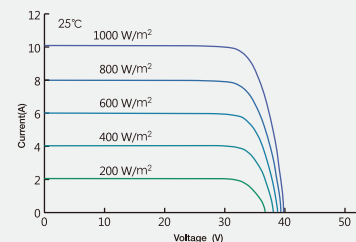
| | |
|--------------------------------|------------|
| Temp. Coeff. of Isc (TK Isc) | 0.05% /°C |
| Temp. Coeff. of Voc (TK Voc) | -0.31% /°C |
| Temp. Coeff. of Pmax (TK Pmax) | -0.38% /°C |

PACKING MANNER

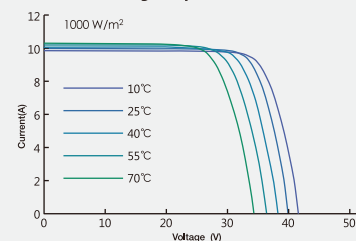
| | |
|------------------|--------|
| Container | 40' HQ |
| Piece/Pallet | 30 |
| Pallet/Container | 22 |
| Piece/Container | 660 |

ELECTRICAL CHARACTERISTICS

Current-Voltage Curve under different irradiance

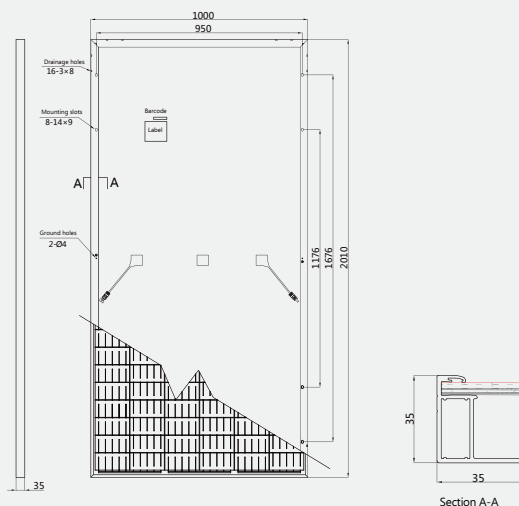


Current-Voltage Curve under different working temperatures



PHYSICAL CHARACTERISTICS

Unit:mm (inch)



Note: the specifications are obtained under the Standard Test Conditions (STCs): 1000 W/m² solar irradiance, 1.5 Air Mass, and cell temperature of 25°C. The NOCT is obtained under the Test Conditions: 800 W/m², 20°C ambient temperature, 1m/s wind speed, AM 1.5 spectrum.

Please contact sales@fortunecp.com for technical support. The actual transactions will be subject to the contracts. This parameter is for reference only and it is not a part of the contracts. The specifications are subject to change without prior notice.