




**SAATVIK™
GREEN
ENERGY**



60 Cells Polycrystalline Solar Module

- Saatvik-260 Watt
- Saatvik-265 Watt
- Saatvik-270 Watt
- Saatvik-275 Watt

THE SAATVIK EDGE

- High module conversion efficiency**
Module efficiency up to 16.94% achieved.
- High PID resistant**
Advanced cell technology and qualified materials lead to high resistance to PID
- Positive Tolerance**
Positive tolerance of up to 5W delivers higher output reliability.
- Extended wind and snow load tests**
Module certified to withstand extreme wind (2400 Pascal) and snow loads (5400 pascal).
- Saatvik current sorting process**
System output maximized by reducing mismatch losses with modules sorted and packaged by amperage.
- Withstanding harsh environment**
Salt mist and ammonia tests ensure better sustainability in harsh environment such as desert, farm and coastline
- Low irradiance**
Outstanding low irradiance performance: 96.0%
- IP67 Rated junction box**
IP67 junction box for long-term weather endurance.
- Rigorous testing criteria**
100% EL Inspection ensuring defect-free modules.

Management System Certificates

- ISO 9001:2015 / Quality management system
- ISO 14001:2015 / Standards for environmental management system
- OHSAS 18001:2007 / International standards for occupational health & safety

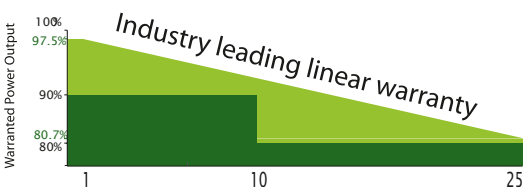


Product Certificates

- IEC 61215 / IEC 61730: TUV Rheinland
- UL 1703
- IEC 61701 ED2
- IEC 62804 (PID)
- IEC 62716 (Ammonia)



Industry leading warranty based on Nominal Power



- 97.5% in the first year, thereafter, for years two (2) through twenty-five (25), 0.7% maximum decrease from module's nominal power output per year, ending with the 80.7% in the 25th year after the defined WARRANTY STARTING DATE.**
- 10 year product warranty
- 25 year linear performance warranty

www.saatvikgroup.com



** Please refer to Saatvik Product Warranty for details.
*** Please refer to Saatvik Module Installation Manual for details.
Copyright © Saatvik Green Energy Pvt. Ltd. All rights reserved.

Electrical Characteristics	SGE275-60P	SGE270-72P	SGE265-60P	SGE260-60P
Maximum Power at STC (Pmax)	275 W	270 W	265 W	260 W
Optimum Operating Voltage (Vmp)	30.90 V	30.72 V	30.51 V	30.32 V
Optimum Operating Current (Imp)	8.91 A	8.80 A	8.69 A	8.58 A
Open Circuit Voltage (Voc)	38.00 V	37.90 V	37.80 V	37.70 V
Short Circuit Current	9.15 A	9.08 A	9.01 A	8.95 A
Module Efficiency	16.94%	16.63%	16.32%	16.01%
Operating Module Temperature	-40°C to +85°C			
Maximum System Voltage	1000 V DC (IEC)			
Maximum Series Fuse Rating	20 A			
Power Tolerance	0/+5 W			

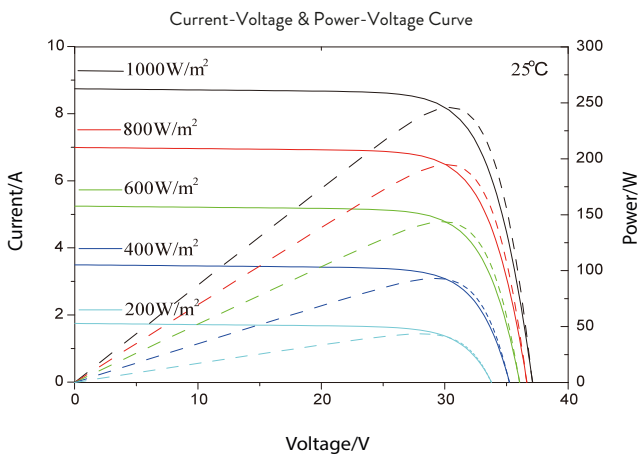
STC: Irradiance 1000 W/m², module temperature 25°C, Am=1.5;
 Best in Class AAA solar simulator (IEC 60904-9) used, power measurement uncertainty is within +/- 3%

NOCT	SGE275-60P	SGE270-60P	SGE265-60P	SGE260-60P
Maximum Power at NOCT (Pmax)	201 W	198 W	195 W	192 W
Optimum Operating Voltage (Vmp)	28.40 V	28.30 V	28.31 V	28.12 V
Optimum Operating Current (Imp)	7.09 A	7.01 A	6.89 A	6.83 A
Open Circuit Voltage (Voc)	35.80 V	35.50 V	35.10 V	34.90 V
Short Circuit Current (ISC)	7.35 A	7.30 A	7.24 A	7.20 A

NOCT: Irradiance 800 W/m², ambient temperature 20°C, Am=1.5, Wind speed 1 m/s;

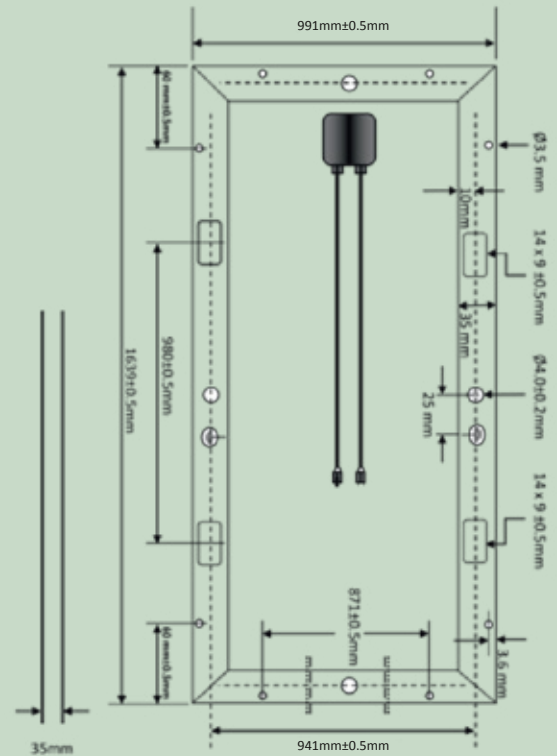
Temperature Characteristics

Nominal Operating Cell Temperature (NOCT)	45±2°C
Temperature Coefficient of Pmax	-0.408%/K
Temperature Coefficient of Voc	-0.297%/K
Temperature Coefficient of Iscsc	+0.045%/K



Excellent performance under weak light conditions: at an irradiation intensity of 200 W/m² (AM 1.5, 25 °C), 96.0% or higher of the STC efficiency (1000 W/m²) is achieved

Information on how to install and operate this product is available in the installation instruction. All values indicated in this data sheet are subject to change without prior announcement. The specifications may vary slightly. All specifications are in accordance with standard EN 50380. Color differences of the modules relative to the figures as well as discolorations of/in the modules which do not impair their proper functioning are possible and do not constitute a deviation from the specification.



Module | Mechanical Data

Specification	Data
Cell Type	Poly-crystalline, 60 Cells (6x10)
Dimensions	1639x991x35 mm
Weight	18.5 Kgs
Front Cover	3.2 mm Tempered Glass
Cell Encapsulation	Composite Film
Backsheet	EVA
Frame Material	Silver Anodized Aluminium profile, (Black Frame on request)
J-Box	IP67, 3 diodes
Cable	Length 1000mm, 1x4mm ²
Connectors	MC4 Compatible, IEC/UL Certified
Standard Packaging	26 Pieces 528 Kg (1164.04 lbs) (quantity and weight per pallet)
Module Pieces per container	728 pieces (40* HQ)

- Optimum panel efficiency suitable for roof-tops, ground mounted, solar water pumping for utility applications.
- Suitable for all environment conditions.

PARTNER SECTION