


LIFEPO₄ BATTERY


Model: IE-12200F




Features


1. Built-in automatic protection for over-charge, over-discharge and over temperature conditions etc
2. The communications of monitored data via battery management system(BMS)
3. Thousands of cycles, 100% DOD under normal operating conditions.

 98%+ useable capacity

 Longer life span

 Weight less more

 Support fast recharge

 Wide operate temp. range

Applications

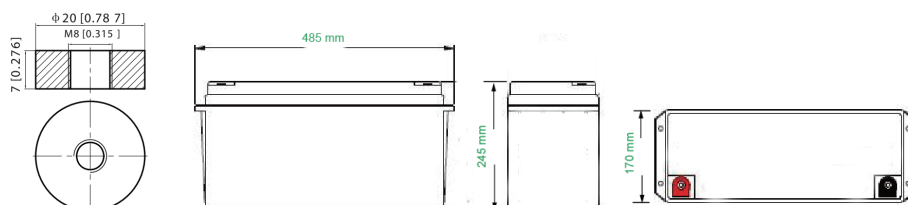
1. RV / Trucks
2. Marine
3. Solar Energy
4. Industrial

Technical Specification

Nominal Voltage	12V	
Typical Capacity	200Ah	
Dimension(approx.)	Length	485 mm / 19.1 inch
	Width	170 mm / 6.7 inch
	Height	245 mm / 9.6 inch
Weight(approx.)	25.6 kg (56.4 lbs)	
Terminal	M8	
Container Material	ABS	
Cell Type	LiFePO ₄	
Internal Resistance	≤ 20 mΩ	
Standard Discharge	Max continuous current	100A
	Max pulse current(2s)	300A
	Cut-off voltage	9V ± 0.1V
Standard Charge	Charge voltage	14.6V
	Support charge current	100A
	Charge time	12.5 hr (@0.2C)
Operating Temp. Range	-20 °C ~ 55 °C / -4°F ~ 131°F	
Cycle Life (@C/2, 25 °C)	100% DOD	2000+ cycles

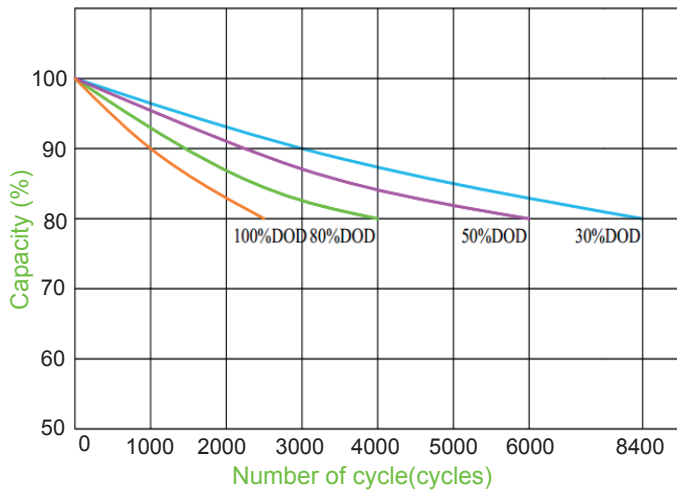
Dimension

- M8 Terminal
Unit mm [inch]

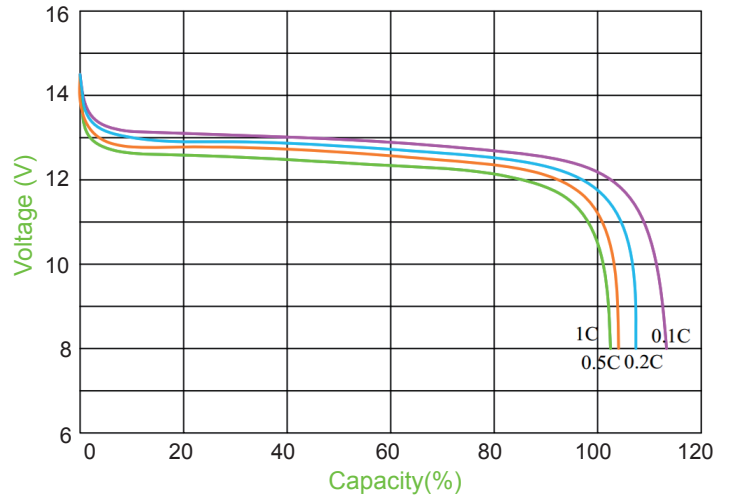


Performance

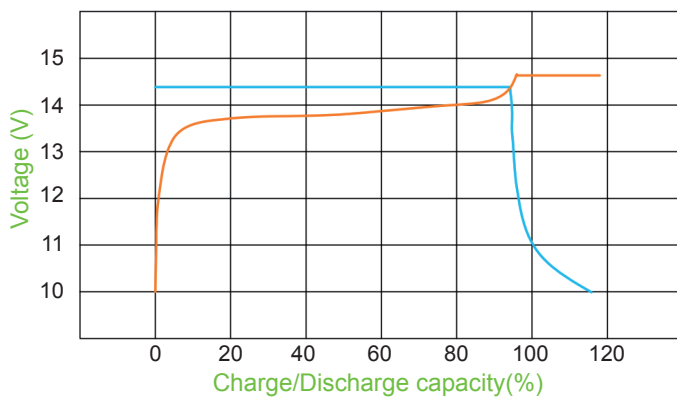
Cycle life in relation to depth of discharge



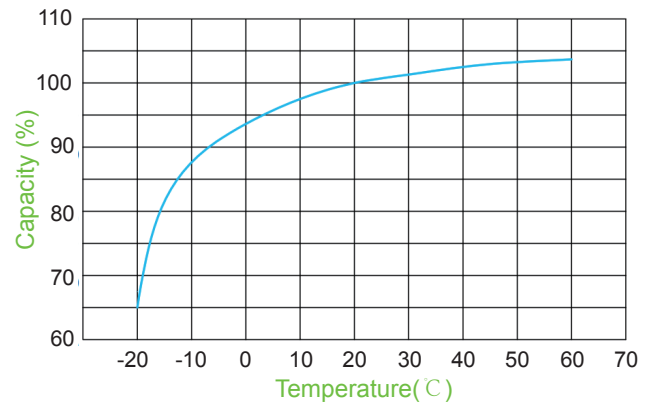
Discharge performance



Constant voltage charging characteristic



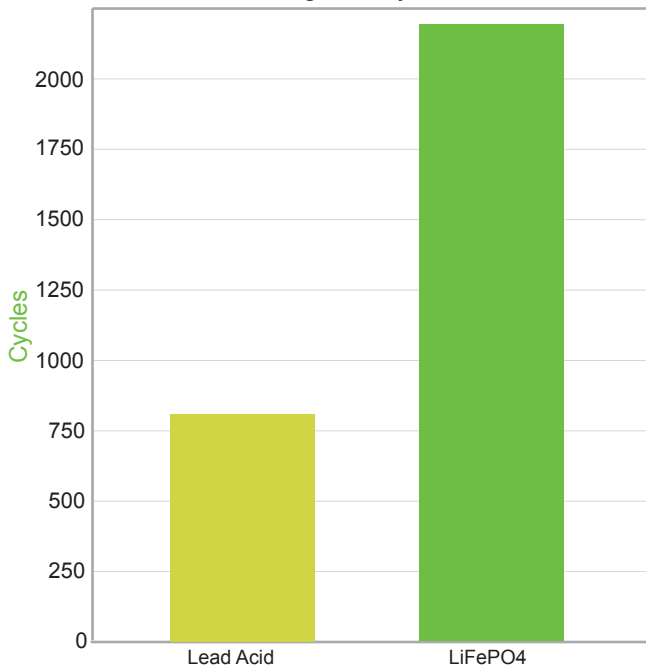
Temperature effect on capacity



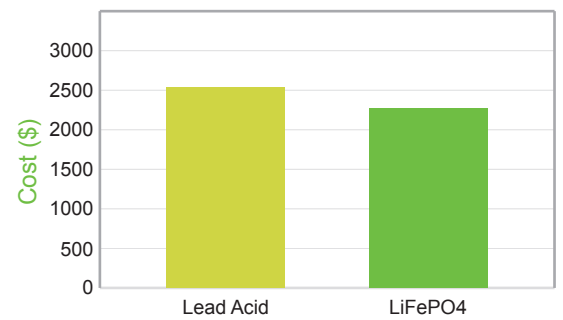
Performance may vary depending on operating conditions, usage and applications. All specifications are subject to change without notice. All information provided herein is believed, but not guaranteed, to be exactly accurate.

Cost&Benefits Analysis

Average Lifecycle



Cost per 2000 cycles



Cost per kW-h

